

2024-25

PRODUCT GUIDE



arctiva

PERFORMANCE POWERSPORTS OUTFITTER



Arctiva is dedicated to the sport of snowmobiling. Countless hours are spent researching and designing performance outerwear and layering garments specifically for the powersports enthusiast. Everything we make uses top quality materials and construction. That, coupled with our innovative design and extensive product testing program, makes for the most technical snowmobiling gear you can buy. So whether your ideal day is hauling the sleds north to your favorite trails, meeting up with the crew in the backcountry, or beating your best lap time at the snocross track, we've got you covered.

PIVOT 7 INSULATED.....6



PIVOT 6 INSULATED.....10



MEN'S GLOVES.....14



BOOTS.....18



PIVOT 7 *WOMEN'S INSULATED* 20



BALACLAVAS 34



PIVOT 6 *WOMEN'S INSULATED* 24



HELMETS 36



WOMEN'S GLOVES 28



HELMET ACCESSORIES 47



LAYERING SYSTEM 30



GOGGLES 49



PIVOT INSULATED



Introducing the newest design to our Pivot line, the re-imagined Pivot 7. The Pivot 7 keeps the budget conscious rider in mind while providing them with exceptional quality features like its fully waterproof and insulated 300D polyester chassis. We have added underarm venting to keep temperature regulated all ride. Like previous Pivot models, Pivot 7 is also highlighted by reflective areas on the forearms and features a new reflective area between the shoulders on the upper back. Both Pivot 6 and 7 jackets have a lens wipe attached to the right hand-warmer pocket, a key clip attached to the left hand-warmer pocket, and a tether clip attached to the outside of the jacket near the right hip. The Pivot series offers plenty of adjustment options to provide the right fit – shoulder straps, bib length, as well as hip, wrist, and neck closures to keep you warm and comfortable on the trails.

MEN'S
INSULATED

MEN'S GLOVES

BOOTS

WOMEN'S
INSULATEDWOMEN'S
GLOVES

LAYERING

BALACLAVAS

HELMETS

GOGGLES

ACCESSORIES

PIVOT 7 MEN'S INSULATED



WATERPROOF SEALED SEAMS INSULATED BREATHABLE

PIVOT 7 MEN'S INSULATED JACKET (SM-2XL) \$179.95 / (3XL-5XL) \$189.95

PIVOT MEN'S INSULATED BIB (SM-2XL) \$169.95

(3XL-5XL, 3XL SHORT-5XL SHORT) \$179.95

- FULLY INSULATED WATERPROOF 300D POLYESTER CHASSIS
- YKK® ZIPPER VENTS AT UNDERARM
- INSULATION FOR MAXIMUM WARMTH PERFORMANCE; 200 GRAMS THROUGHOUT
- MICROPOROUS COATED FABRIC, SEAM SEALING, AND DURABLE WATER REPELLANT COATING ON OUTER SHELL
- SMOOTH AND COMFORTABLE NYLON TAFFETA HANGING LINER IS QUILTED TO HOLD INSULATION IN PLACE
- POCKET PATTERN DESIGN INCLUDES TWO FLEECE LINED HAND WARMER POCKETS AND ONE INTERIOR CARGO POCKET
- FLEECE LINED COLLAR AND INTERIOR SNOW GAITER CUFF
- FULL LENGTH SIDE LEG ZIPPERS ON BIB FOR EASY ENTRY/EXIT WITH BOOTS
- SIDE LEG ZIPPER ON BIB CAN BE ZIPPED DOWN AT TOP FOR VENTING
- FULL LENGTH BIB WITH SIDE STRETCH PANELS
- ADJUSTABLE BIB LENGTH CAN BE SHORTENED BY 1.5" OR 3"
- DOUBLE LAYER WATERPROOF SEAT
- EASY ACCESS EXTERIOR ZIPPER HIP POCKET



GARMENT WARMTH



FIT



JACKET SIZING CHART								
SIZE	S	M	L	XL	2XL	3XL	4XL	5XL
CHEST	37 - 39"	40 - 42"	43 - 45"	46 - 48"	49 - 51"	52 - 54"	55 - 57"	58 - 60"
SLEEVE	32"	33"	34"	35"	36"	36.5"	37"	37.5"



BIB SIZING CHART

SIZE	S	M	L	XL	2XL	3XL	4XL	5XL	3X SHORT	4X SHORT	5X SHORT
WAIST	28 - 31"	31 - 34"	34 - 38"	38 - 42"	42 - 46"	46 - 50"	50 - 54"	54 - 58"	46 - 50"	50 - 54"	54 - 58"
INSEAM	32"	33"	34"	34"	35"	35"	35"	35"	31½"	31½"	31½"

MEN'S
INSULATED

MEN'S GLOVES

BOOTS

WOMEN'S
INSULATEDWOMEN'S
GLOVES

LAYERING

BALACLAVAS

HELMETS

GOGGLES

ACCESSORIES

PIVOT 7 MEN'S INSULATED



PIVOT 7 JACKET

(SM-2XL) \$179.95
(3XL-5XL) \$189.95

PIVOT BIB

(SM-2XL) \$169.95
(3XL-5XL) \$179.95

STEALTH

JACKET		
SIZE	CHEST	BLK/GRY
SM	37-39"	3120-2118
MD	40-42"	3120-2119
LG	43-45"	3120-2120
XL	46-48"	3120-2121
2XL	49-51"	3120-2122
3XL	52-54"	3120-2123
4XL	55-57"	3120-2124
5XL	58-60"	3120-2125

CAMO BLACK/WHITE

JACKET		
SIZE	CHEST	BLK/WHT
SM	37-39"	3120-2126
MD	40-42"	3120-2127
LG	43-45"	3120-2128
XL	46-48"	3120-2129
2XL	49-51"	3120-2130
3XL	52-54"	3120-2131

CAMO BLACK/RED

JACKET		
SIZE	CHEST	BLK/RED
SM	37-39"	3120-2132
MD	40-42"	3120-2133
LG	43-45"	3120-2134
XL	46-48"	3120-2135
2XL	49-51"	3120-2136
3XL	52-54"	3120-2137

**CAMO BLACK/BLUE**

JACKET		
SIZE	CHEST	BLK/BLU
SM	37-39"	3120-2138
MD	40-42"	3120-2139
LG	43-45"	3120-2140
XL	46-48"	3120-2141
2XL	49-51"	3120-2142
3XL	52-54"	3120-2143

CAMO BLACK/HI-VIZ

JACKET		
SIZE	CHEST	BLK/HVZ
SM	37-39"	3120-2144
MD	40-42"	3120-2145
LG	43-45"	3120-2146
XL	46-48"	3120-2147
2XL	49-51"	3120-2148
3XL	52-54"	3120-2149

BLACK (PIVOT BIB)

BIB			
SIZE	WAIST	INSEAM	BLACK
SM	28-31"	32"	3130-1239
MD	31-34"	33"	3130-1240
LG	34-38"	34"	3130-1241
XL	38-42"	34"	3130-1242
2XL	42-46"	35"	3130-1243
3XL	46-50"	35"	3130-1244
4XL	50-54"	35"	3130-1245
5XL	54-58"	35"	3130-1246
3X SHORT	46-50"	31½"	3130-1247
4X SHORT	50-54"	31½"	3130-1248
5X SHORT	54-58"	31½"	3130-1249

NOTE: BIB LENGTH CAN BE SHORTENED BY 1.5" OR 3"

MEN'S
INSULATED

MEN'S GLOVES

BOOTS

WOMEN'S
INSULATEDWOMEN'S
GLOVES

LAYERING

BALACLAVAS

HELMETS

GOGGLES

ACCESSORIES

PIVOT 6 MEN'S INSULATED



WATERPROOF SEALED SEAMS INSULATED BREATHABLE

PIVOT MEN'S INSULATED JACKET (SM-2XL) \$179.95 / (3XL-5XL) \$189.95

PIVOT MEN'S INSULATED BIB (SM-2XL) \$169.95

(3XL-5XL, 3XL SHORT-5XL SHORT) \$179.95

- FULLY INSULATED WATERPROOF 300D POLYESTER CHASSIS
- YKK® ZIPPER VENTS AT UNDERARM
- INSULATION FOR MAXIMUM WARMTH PERFORMANCE; 200 GRAMS THROUGHOUT
- MICROPOROUS COATED FABRIC, SEAM SEALING, AND DURABLE WATER REPELLANT COATING ON OUTER SHELL
- SMOOTH AND COMFORTABLE NYLON TAFFETA HANGING LINER IS QUILTED TO HOLD INSULATION IN PLACE
- FLEECE LINED COLLAR AND INTERIOR SNOW GAITER CUFF
- POCKET PATTERN DESIGN INCLUDES TWO FLEECE LINED HAND WARMER POCKETS AND ONE INTERIOR CARGO POCKET
- FULL LENGTH SIDE LEG ZIPPERS ON BIB FOR EASY ENTRY/EXIT WITH BOOTS
- SIDE LEG ZIPPER ON BIB CAN BE ZIPPED DOWN AT TOP FOR VENTING
- FULL LENGTH BIB WITH SIDE STRETCH PANELS
- ADJUSTABLE BIB LENGTH CAN BE SHORTENED BY 1.5" OR 3"
- DOUBLE LAYER WATERPROOF SEAT
- EASY ACCESS EXTERIOR ZIPPER HIP POCKET

3M | **Scotchlite**
Performance Material

YKK
Little Pairs. Big Difference.

GARMENT WARMTH



FIT



JACKET SIZING CHART								
SIZE	S	M	L	XL	2XL	3XL	4XL	5XL
CHEST	37 - 39"	40 - 42"	43 - 45"	46 - 48"	49 - 51"	52 - 54"	55 - 57"	58 - 60"
SLEEVE	32"	33"	34"	35"	36"	36.5"	37"	37.5"

MEN'S
INSULATED

MEN'S GLOVES

BOOTS

WOMEN'S
INSULATEDWOMEN'S
GLOVES

LAYERING

BALACLAVAS

HELMETS

GOGGLES

ACCESSORIES

BIB SIZING CHART

SIZE	S	M	L	XL	2XL	3XL	4XL	5XL	3X SHORT	4X SHORT	5X SHORT
WAIST	28 - 31"	30 - 34"	34 - 38"	38 - 42"	42 - 46"	46 - 50"	50 - 54"	54 - 58"	46 - 50"	50 - 54"	54 - 58"
INSEAM	32"	33"	34"	34"	35"	35"	35"	35"	31½"	31½"	31½"

PIVOT 6 MEN'S INSULATED



PIVOT 6 JACKET

(SM-2XL) \$179.95

(3XL-5XL) \$189.95

PIVOT BIB

(SM-2XL) \$169.95

(3XL-5XL) \$179.95

BLACK/BLUE/HI-VIZ

JACKET		
SIZE	CHEST	BLK/BLU/HVZ
SM	37-39"	3120-2112
MD	40-42"	3120-2113
LG	43-45"	3120-2114
XL	46-48"	3120-2115
2XL	49-51"	3120-2116
3XL	52-54"	3120-2117

BLACK/GRAY

JACKET		
SIZE	CHEST	BLK/GRY
SM	37-39"	3120-2086
MD	40-42"	3120-2087
LG	43-45"	3120-2088
XL	46-48"	3120-2089
2XL	49-51"	3120-2090
3XL	52-54"	3120-2091
4XL	55-57"	3120-2092
5XL	58-60"	3120-2093

**BLACK/WHITE**

JACKET		
SIZE	CHEST	BLK/WHT
SM	37-39"	3120-2094
MD	40-42"	3120-2095
LG	43-45"	3120-2096
XL	46-48"	3120-2097
2XL	49-51"	3120-2098
3XL	52-54"	3120-2099

BLACK/GRAY/RED

JACKET		
SIZE	CHEST	BLK/GRY/RED
SM	37-39"	3120-2106
MD	40-42"	3120-2107
LG	43-45"	3120-2108
XL	46-48"	3120-2109
2XL	49-51"	3120-2110
3XL	52-54"	3120-2111

BLACK (PIVOT BIB)

BIB			
SIZE	WAIST	INSEAM	BLACK
SM	28-31"	32"	3130-1239
MD	30-34"	33"	3130-1240
LG	34-38"	34"	3130-1241
XL	38-42"	34"	3130-1242
2XL	42-46"	35"	3130-1243
3XL	46-50"	35"	3130-1244
4XL	50-54"	35"	3130-1245
5XL	54-58"	35"	3130-1246
3X SHORT	46-50"	31½"	3130-1247
4X SHORT	50-54"	31½"	3130-1248
5X SHORT	54-58"	31½"	3130-1249

NOTE: BIB LENGTH CAN BE SHORTENED BY 1.5" OR 3"

MEN'S
INSULATED

MEN'S GLOVES

BOOTS

WOMEN'S
INSULATEDWOMEN'S
GLOVES

LAYERING

BALACLAVAS

HELMETS

GOGGLES

ACCESSORIES

INSULATED GLOVES

MERIDIAN GLOVE

- FULLY INSULATED, WATERPROOF, WINDPROOF, BREATHABLE, LONG GAUNTLET CHASSIS
- 3M™ THINSULATE™ INSULATION; 200GM IN TOP HAND AND THUMB, 100GM IN PALM AND FINGERS
- WATERPROOF, BREATHABLE HIPORA™ MEMBRANE LINER
- WATERPROOF LEATHER PALM ADHERED TO LINER MATERIALS
- PRE-CURVED PATTERN AND IMPROVED FINGER DESIGN
- ADJUSTABLE WRIST AND CUFF
- TOP HAND POCKET FOR HEAT PACK OR VENTING

3M THINSULATE™ 3M Scotchlite™ HIPORA®

MERIDIAN GLOVE \$85

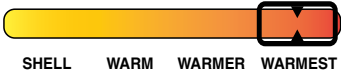
SIZE	BLACK	BLK/HI-VIZ
SM	3340-1200	3340-1206
MD	3340-1201	3340-1207
LG	3340-1202	3340-1208
XL	3340-1203	3340-1209
2XL	3340-1204	3340-1210
3XL	3340-1205	3340-1211



BLACK

BLACK/HI-VIZ

GARMENT WARMTH



PIVOT CLAW MITTEN

- FULLY INSULATED, WATERPROOF, WINDPROOF, BREATHABLE, LONG GAUNTLET CHASSIS
- 3M™ THINSULATE™ INSULATION; 250GM IN TOP HAND AND THUMB, 150GM IN PALM AND FINGERS
- WATERPROOF, BREATHABLE HIPORA™ MEMBRANE LINER
- WATERPROOF CLARINO™ PALM FOR DURABILITY AND GRIP
- ADJUSTABLE WRIST AND CUFF

3M THINSULATE™ 3M Scotchlite™

HIPORA® Clarino™

PIVOT CLAW & MITTEN \$49.95

SIZE	CLAW	MITTEN
MD	3340-1358	3340-1352
LG	3340-1359	3340-1353
XL	3340-1360	3340-1354
2XL	3340-1361	3340-1355
3XL	3340-1362	3340-1356



CLAW

MITTEN

GARMENT WARMTH



SEE PAGE 16 FOR MEN'S GLOVE SIZING CHART



MEN'S
INSULATED

MEN'S GLOVES

BOOTS

WOMEN'S
INSULATED

WOMEN'S
GLOVES

LAYERING

BALACLAVAS

HELMETS

GOGGLES

ACCESSORIES

INSULATED GLOVES

PIVOT GLOVE

- FULLY INSULATED, WATERPROOF, WINDPROOF, BREATHABLE, LONG GAUNTLET CHASSIS
- 3M™ THINSULATE™ INSULATION; 200GM IN TOP HAND AND THUMB, 100GM IN PALM AND FINGERS
- WATERPROOF, BREATHABLE HIPORA™ MEMBRANE LINER
- WATERPROOF CLARINO™ PALM FOR DURABILITY AND GRIP
- ADJUSTABLE WRIST AND CUFF
- SILICON GOGGLE WIPER ON LEFT INDEX FINGER

3M THINSULATE™ 3M Scotchlite™
Insulation Reflective Material

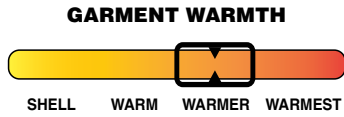
HIPORA® Clarino®

PIVOT GLOVE \$49.95

SIZE	BLK/WHT	BLK/GRY	BLK/BLU	BLK/HVZ	BLK/ORG	BLK/RED
SM	3340-1404	3340-1398	3340-1410	3340-1416	3340-1422	3340-1428
MD	3340-1405	3340-1399	3340-1411	3340-1417	3340-1423	3340-1429
LG	3340-1406	3340-1400	3340-1412	3340-1418	3340-1424	3340-1430
XL	3340-1407	3340-1401	3340-1413	3340-1419	3340-1425	3340-1431
2XL	3340-1408	3340-1402	3340-1414	3340-1420	3340-1426	3340-1432
3XL	3340-1409	3340-1403	3340-1415	3340-1421	3340-1427	3340-1433



BLACK/WHITE



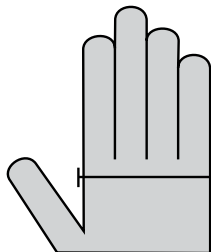
BLACK/GRAY

BLACK/BLUE

BLACK/HI-VIZ

BLACK/ORANGE

BLACK/RED



MENS GLOVE SIZING CHART							
SIZE	S	M	L	XL	2XL	3X	4X
INCHES	2 ¾"	3 ¼"	3 ¾"	4 ¼"	4 ¾"	5 ¼"	5 ¾"



MEN'S
INSULATED

MEN'S GLOVES

BOOTS

WOMEN'S
INSULATED

WOMEN'S
GLOVES

LAYERING

BALACLAVAS

HELMETS

GOGGLES

ACCESSORIES

BOOTS

ADVANCE BOOT

Progressing our boot lineup is just what we did with the new Advance boot. You never have to fear riding with cold, wet feet again because this boot is equipped with 3M Thinsulate™ branded insulation and a fully waterproof liner to keep your feet dry and warm in all weather conditions. We also further enhanced this boot with an extra high-loft fleece lining to make this boot one of the most comfortable snow boots on the market. The 12 inch tall boot was developed with the devoted snowmobile rider in mind, with excellent mobility, good support, and walkability. **RATED TO -40° F (-40° C)**



- 600GM OF 3M THINSULATE™ INSULATION; 200GM BOOT, 400GM INSOLE, 5.2LBS/PAIR
- DESIGNED WITH EXCELLENT MOBILITY FOR TRAIL RIDERS WITH GOOD SUPPORT AND WALKABILITY
- INSULATION IS PROTECTED FROM THE ELEMENTS INSIDE WATER-PROOF MEMBRANE FOR MAXIMUM WARMTH EFFICIENCY
- 12" TALL; WATERPROOF
- DURABLE RUBBER TRACTION OUTSOLE
- RUBBER MOLDED OVERLAY TOE, HEEL AND INSIDE
- HIGH-LOFT FLEECE LINING
- REMOVABLE INSULATED INSOLE



ADVANCE BOOTS \$189.95

SIZE	BLACK	BLK/HVZ
8	3420-0641	3420-0648
9	3420-0642	3420-0649
10	3420-0643	3420-0650
11	3420-0644	3420-0651
12	3420-0645	3420-0652
13	3420-0646	3420-0653
14	3420-0647	3420-0654

REPLACEMENT INSULATED INSOLES \$24.95

SIZE	BLACK
8	3430-0935
9	3430-0936
10	3430-0937
11	3430-0938
12	3430-0939
13	3430-0940
14	3430-0941

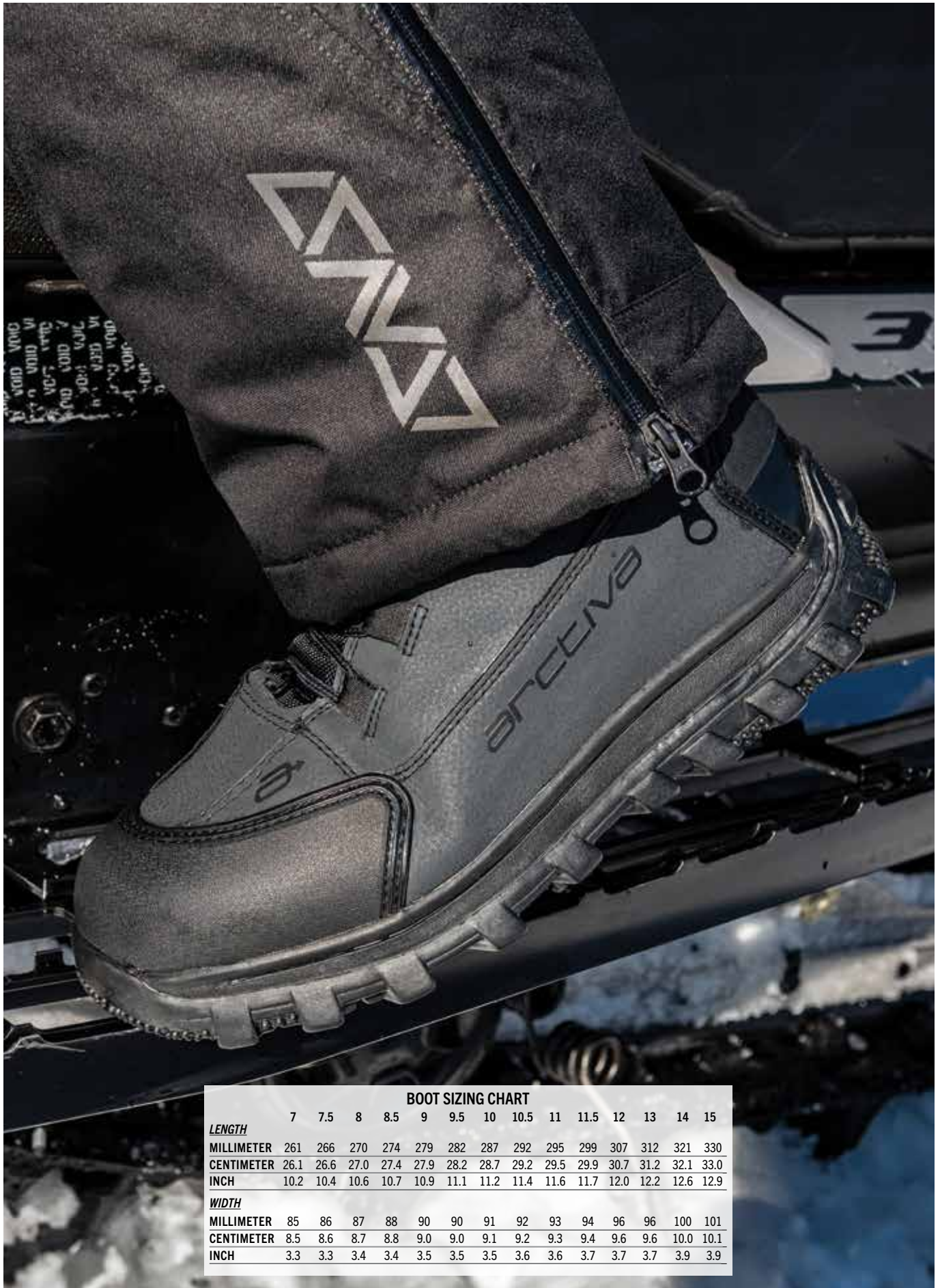
REPLACEMENT LACES \$4.95

SIZE	BLACK	HI-VIZ
8-9	3430-0942	3430-0944
10-14	3430-0943	3430-0945



INSULATED INSOLES
ADDED INSULATION FOR TOE BOX AND BOTTOM OF FOOT

BLACK/HI-VIZ



BOOT SIZING CHART

	7	7.5	8	8.5	9	9.5	10	10.5	11	11.5	12	13	14	15
LENGTH														
MILLIMETER	261	266	270	274	279	282	287	292	295	299	307	312	321	330
CENTIMETER	26.1	26.6	27.0	27.4	27.9	28.2	28.7	29.2	29.5	29.9	30.7	31.2	32.1	33.0
INCH	10.2	10.4	10.6	10.7	10.9	11.1	11.2	11.4	11.6	11.7	12.0	12.2	12.6	12.9
WIDTH														
MILLIMETER	85	86	87	88	90	90	91	92	93	94	96	96	100	101
CENTIMETER	8.5	8.6	8.7	8.8	9.0	9.0	9.1	9.2	9.3	9.4	9.6	9.6	10.0	10.1
INCH	3.3	3.3	3.4	3.4	3.5	3.5	3.5	3.6	3.6	3.7	3.7	3.7	3.9	3.9

MEN'S
INSULATED

MEN'S GLOVES

BOOTS

WOMEN'S
INSULATEDWOMEN'S
GLOVES

LAYERING

BALACLAVAS

HELMETS

GOGGLES

ACCESSORIES

PIVOT 7 WOMEN'S INSULATED




WATERPROOF SEALED SEAMS INSULATED BREATHABLE

PIVOT 7 WOMEN'S INSULATED JACKET (XS-2XL) \$179.95
PIVOT WOMEN'S INSULATED BIB (XS-2XL) \$169.95

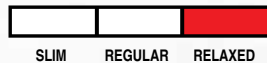
- FULLY INSULATED WATERPROOF 300D POLYESTER CHASSIS
- YKK® ZIPPER VENTS AT UNDERARM
- INSULATION FOR MAXIMUM WARMTH PERFORMANCE; 200 GRAMS THROUGHOUT
- MICROPOROUS COATED FABRIC, SEAM SEALING, AND DURABLE WATER REPELLANT COATING ON OUTER SHELL
- SMOOTH AND COMFORTABLE NYLON TAFFETA HANGING LINER IS QUILTED TO HOLD INSULATION IN PLACE
- POCKET PATTERN DESIGN INCLUDES TWO FLEECE LINED HAND WARMER POCKETS AND ONE INTERIOR CARGO POCKET
- FLEECE LINED COLLAR AND INTERIOR SNOW GAITER CUFF
- FULL LENGTH SIDE LEG ZIPPERS ON BIB FOR EASY ENTRY/EXIT WITH BOOTS
- SIDE LEG ZIPPER ON BIB CAN BE ZIPPED DOWN AT TOP FOR VENTING
- FULL LENGTH BIB WITH SIDE STRETCH PANELS
- ADJUSTABLE BIB LENGTH CAN BE SHORTENED BY 1.5" OR 3"
- DOUBLE LAYER WATERPROOF SEAT
- EASY ACCESS EXTERIOR ZIPPER HIP POCKET



GARMENT WARMTH



FIT



JACKET SIZING CHART						
SIZE	XS	SM	MD	LG	XL	2XL
CHEST	32 - 33"	34 - 35"	36 - 38"	39 - 41"	42 - 44"	45 - 47"
SLEEVE	31"	31.5"	32"	33"	33.5"	34"

MEN'S
INSULATED

MEN'S GLOVES

BOOTS

WOMEN'S
INSULATEDWOMEN'S
GLOVES

LAYERING

BALACLAVAS

HELMETS

GOGGLES

ACCESSORIES

BIB SIZING CHART

SIZE	XS	SM	MD	LG	XL	2XL
WAIST	25 - 26"	27 - 28"	29 - 30"	31 - 33"	34 - 36"	37 - 39"
HIPS	34 - 36"	37 - 38"	39 - 40"	41 - 43"	44 - 46"	47 - 49"
INSEAM	30"	31"	31"	32"	32"	33"

PIVOT 7 WOMEN'S INSULATED



STEALTH

JACKET- \$179.95

JACKET			
SIZE	SIZE	CHEST	STEALTH
XS	2-4	32-33"	3121-0827
SM	6-8	34-35"	3121-0828
MD	10-12	36-38"	3121-0829
LG	14-16	39-41"	3121-0830
XL	18-20	42-44"	3121-0831
2X	22-24	45-47"	3121-0832

BLACK/PURPLE

JACKET- \$179.95

JACKET			
SIZE	SIZE	CHEST	BLK/PUR/HVZ
XS	2-4	32-33"	3121-0833
SM	6-8	34-35"	3121-0834
MD	10-12	36-38"	3121-0835
LG	14-16	39-41"	3121-0836
XL	18-20	42-44"	3121-0837
2X	22-24	45-47"	3121-0838

BLACK/LIGHT BLUE

JACKET- \$179.95

JACKET			
SIZE	SIZE	CHEST	BLK/BLU/HVZ
XS	2-4	32-33"	3121-0839
SM	6-8	34-35"	3121-0840
MD	10-12	36-38"	3121-0841
LG	14-16	39-41"	3121-0842
XL	18-20	42-44"	3121-0843
2X	22-24	45-47"	3121-0844



BLACK/GRAY/PINK CAMO
JACKET- **\$179.95**

JACKET			
SIZE	SIZE	CHEST	BLK/GRY/PNK
XS	2-4	32-33"	3121-0845
SM	6-8	34-35"	3121-0846
MD	10-12	36-38"	3121-0848
LG	14-16	39-41"	3121-0849
XL	18-20	42-44"	3121-0850
2X	22-24	45-47"	3121-0851



BLACK (PIVOT BIB)
BIB- **\$169.95**

BIB					
SIZE	SIZE	WAIST	HIPS	INSEAM	BLACK
XS	2-4	25-26"	34-36"	30"	3131-0526
SM	6-8	27-28"	37-38"	31"	3131-0527
MD	10-12	29-30"	39-40"	31"	3131-0528
LG	14-16	31-33"	41-43"	32"	3131-0529
XL	18-20	34-36"	44-46"	32"	3131-0530
2X	22-24	37-39"	47-49"	33"	3131-0531

MEN'S
INSULATED

MEN'S GLOVES

BOOTS

WOMEN'S
INSULATEDWOMEN'S
GLOVES

LAYERING

BALACLAVAS

HELMETS

GOGGLES

ACCESSORIES

PIVOT 6 WOMEN'S INSULATED



WATERPROOF SEALED SEAMS INSULATED BREATHABLE

PIVOT 6 WOMEN'S INSULATED JACKET (XS-2XL) \$179.95

PIVOT WOMEN'S INSULATED BIB (XS-2XL) \$169.95

- FULLY INSULATED WATERPROOF 300D POLYESTER CHASSIS
- YKK® ZIPPER VENTS AT UNDERARM
- INSULATION FOR MAXIMUM WARMTH PERFORMANCE; 200 GRAMS THROUGHOUT
- MICROPOROUS COATED FABRIC, SEAM SEALING, AND DURABLE WATER REPELLANT COATING ON OUTER SHELL
- SMOOTH AND COMFORTABLE NYLON TAFFETA HANGING LINER IS QUILTED TO HOLD INSULATION IN PLACE
- POCKET PATTERN DESIGN INCLUDES TWO FLEECE LINED HAND WARMER POCKETS AND ONE INTERIOR CARGO POCKET
- FLEECE LINED COLLAR AND INTERIOR SNOW GAITER CUFF
- FULL LENGTH SIDE LEG ZIPPERS ON BIB FOR EASY ENTRY/EXIT WITH BOOTS
- SIDE LEG ZIPPER ON BIB CAN BE ZIPPED DOWN AT TOP FOR VENTING
- FULL LENGTH BIB WITH SIDE STRETCH PANELS
- ADJUSTABLE BIB LENGTH CAN BE SHORTENED BY 1.5" OR 3"
- DOUBLE LAYER WATERPROOF SEAT
- EASY ACCESS EXTERIOR ZIPPER HIP POCKET



GARMENT WARMTH



FIT



JACKET SIZING CHART

SIZE	XS	SM	MD	LG	XL	2XL
CHEST	32 - 33"	34 - 35"	36 - 38"	39 - 41"	42 - 44"	45 - 47"
SLEEVE	31"	31.5"	32"	33"	33.5"	34"

MEN'S
INSULATED

MEN'S GLOVES

BOOTS

WOMEN'S
INSULATEDWOMEN'S
GLOVES

LAYERING

BALACLAVAS

HELMETS

GOGGLES

ACCESSORIES

BIB SIZING CHART

SIZE	XS	SM	MD	LG	XL	2XL
WAIST	25 - 26"	27 - 28"	29 - 30"	31 - 33"	34 - 36"	37 - 39"
HIPS	34 - 36"	37 - 38"	39 - 40"	41 - 43"	44 - 46"	47 - 49"
INSEAM	30"	31"	31"	32"	32"	33"

PIVOT 6 WOMEN'S INSULATED



BLACK/PURPLE/WHITE

JACKET- \$179.95

JACKET			
SIZE	SIZE	CHEST	BLK/PUR/WHT
XS	2-4	32-33"	3121-0814
SM	6-8	34-35"	3121-0815
MD	10-12	36-38"	3121-0816
LG	14-16	39-41"	3121-0817
XL	18-20	42-44"	3121-0818
2X	22-24	45-47"	3121-0819

BLACK/PINK

JACKET- \$179.95

JACKET			
SIZE	SIZE	CHEST	BLK/PNK
XS	2-4	32-33"	3121-0808
SM	6-8	34-35"	3121-0809
MD	10-12	36-38"	3121-0810
LG	14-16	39-41"	3121-0811
XL	18-20	42-44"	3121-0812
2X	22-24	45-47"	3121-0813

BLACK/BLUE/GRAY

JACKET- \$179.95

JACKET			
SIZE	SIZE	CHEST	BLK/BLU/GRY
XS	2-4	32-33"	3121-0820
SM	6-8	34-35"	3121-0821
MD	10-12	36-38"	3121-0822
LG	14-16	39-41"	3121-0823
XL	18-20	42-44"	3121-0824
2X	22-24	45-47"	3121-0825



BLACK (PIVOT BIB)

BIB- \$169.95

BIB					
SIZE	SIZE	WAIST	HIPS	IN-SEAM	BLACK
XS	2-4	25-26"	34-36"	30"	3131-0526
SM	6-8	27-28"	37-38"	31"	3131-0527
MD	10-12	29-30"	39-40"	31"	3131-0528
LG	14-16	31-33"	41-43"	32"	3131-0529
XL	18-20	34-36"	44-46"	32"	3131-0530
2X	22-24	37-39"	47-49"	33"	3131-0531



MEN'S
INSULATED

MEN'S GLOVES

BOOTS

WOMEN'S
INSULATED

WOMEN'S
GLOVES

LAYERING

BALACLAVAS

HELMETS

GOGGLES

ACCESSORIES

PIVOT WOMEN'S GLOVE



PIVOT WOMEN'S GLOVE

- FULLY INSULATED, WATERPROOF, WINDPROOF, BREATHABLE, LONG GAUNTLET CHASSIS
- 3M™ THINSULATE™ INSULATION; 250GM IN TOP HAND AND THUMB, 200GM IN PALM AND FINGERS
- WATERPROOF, BREATHABLE HIPORA™ MEMBRANE LINER
- WATERPROOF CLARINO™ PALM
- ADJUSTABLE WRIST AND CUFF
- STRATEGICALLY PLACED 3M™ SCOTCHLITE™ RETRO-REFLECTIVE GRAPHICS
- SILICONE GOGGLE WIPER ON LEFT INDEX FINGER



3M THINSULATE™ 3M Scotchlite™ HIPORA® Clarino.

PIVOT WOMEN'S GLOVE \$49.95

SIZE	BLK/PNK	BLK/BLU	MED PUR	BLACK
XS	3341-0428	3341-0422	3341-0440	3341-0416
SM	3341-0429	3341-0423	3341-0442	3341-0417
MD	3341-0430	3341-0424	3341-0443	3341-0418
LG	3341-0431	3341-0425	3341-0444	3341-0419
XL	3341-0432	3341-0426	3341-0445	3341-0420
2X	3341-0433	3341-0427	3341-0446	3341-0421



GARMENT WARMTH



PIVOT WOMEN'S MITTEN

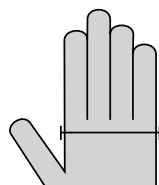
- FULLY INSULATED, WATERPROOF, WINDPROOF, BREATHABLE, LONG GAUNTLET CHASSIS
- 3M™ THINSULATE™ INSULATION; 250GM IN TOP HAND AND THUMB, 150GM IN PALM
- WATERPROOF, BREATHABLE HIPORA™ MEMBRANE LINER
- WATERPROOF CLARINO™ PALM
- STRATEGICALLY PLACED 3M™ SCOTCHLITE™ RETRO-REFLECTIVE GRAPHICS
- ADJUSTABLE WRIST AND CUFF

3M THINSULATE™ 3M Scotchlite™ HIPORA® Clarino.

PIVOT WOMEN'S MITTEN \$49.95

SIZE	BLACK
SM	3341-0391
MD	3341-0392
LG	3341-0393
XL	3341-0394
2XL	3341-0395

GARMENT WARMTH



WOMENS GLOVE SIZING CHART					
SIZE	S	M	L	XL	2XL
INCHES	2 1/8"	3 5/8"	3"	4"	4 1/2"

MEN'S INSULATED

MEN'S GLOVES

BOOTS

WOMEN'S INSULATED

WOMEN'S GLOVES

LAYERING

BALACLAVAS

HELMETS

GOGGLES

ACCESSORIES

LAYERING

ARCTIVA LAYERING SYSTEM



HOW OUR SYSTEM WORKS

A proper Layering System is the key to staying warm and dry while riding. Choosing the right layering garments is the first step towards this goal. Cotton based products are absolutely not part of a Layering System. This includes sweatshirts and denim products; great for fall and street riding, not for snow.

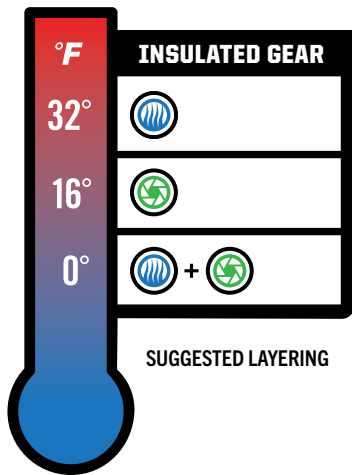
During the activity of snowmobiling you generate moisture (sweat). The harder you ride, the more moisture you generate. Cotton products trap this moisture, which in turn, transmits cold directly to your body. Thus, our layering system is aimed at keeping riders warm and dry to allow time for more fun, not cold.



EVAPORATOR

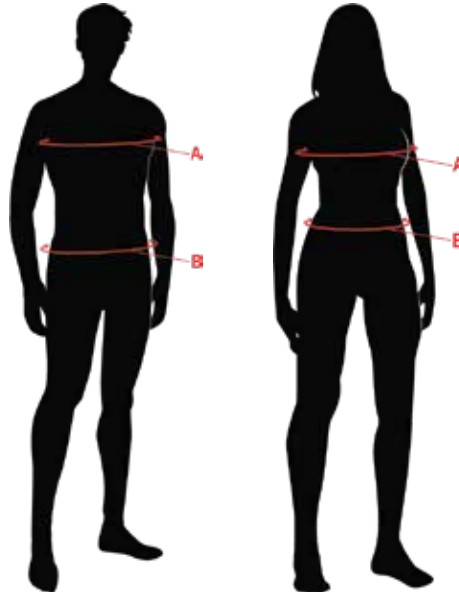


REGULATOR



SIZING CHART LAYERING

		[XS]	[S]	[M]	[L]	[XL]	[2XL]
MENS	CHEST	-	34-36	38-40	42-44	46-48	50-52
	WAIST	-	28-30	32-34	36-38	40-42	44-46
		[0-2]	[4-6]	[8-10]	[12-14]	[16]	[18]
WOMENS	BUST	29-32	33-35	36-38	39-41	42-43	44-46
	WAIST	27-28½	29-30½	31-32½	33-34½	35-36½	37-38½



MEN'S LAYERING



EVAPORATOR SHIRT



EVAPORATOR PANT



EVAPORATOR WICKING BASE LAYER

An effective layering system starts with a base layer which wicks moisture (sweat) away from your body. This base layer must be worn directly against the skin. Our Evaporator gear, made from a wicking quick-dry material, is the recommended base layer for the Arctiva layering system.

- LIGHT-WEIGHT, EXTREMELY BREATHABLE, POLYESTER
- QUICK DRYING FABRIC REMOVES MOISTURE AWAY FROM SKIN TO KEEP YOU DRY AND COMFORTABLE
- CREW NECK ON JERSEY, SOFT ELASTIC WAISTBAND ON PANT AND SIMPLE SLIM HEM DESIGN FOR COMFORT
- FLAT LOCK STITCHED SEAMS FOR ADDED SEAM STRENGTH AND COMFORT
- PERFORMANCE FIT

SHIRT \$20.00

SIZE	BLACK
SM	3150-0226
MD	3150-0227
LG	3150-0228
XL	3150-0229
2XL	3150-0230

PANT \$20.00

SIZE	BLACK
SM	3150-0231
MD	3150-0232
LG	3150-0233
XL	3150-0234
2XL	3150-0235



REGULATOR MID-WEIGHT JERSEY INSULATION

The second layer in the Arctiva layering system is the Regulator. Made from a unique blend of polyester/Spandex yarns resulting in an incredibly soft feel. When paired with the Evaporator base layer the combination is ideal for riding in moderate to cold temperatures.

- MID-WEIGHT, HIGHLY BREATHABLE, POLYESTER
- POLYESTER/SPANDEX BLENDED FABRIC REMOVES MOISTURE AWAY FROM SKIN TO KEEP YOU DRY AND COMFORTABLE
- 4-WAY STRETCH FABRIC FOR ULTIMATE COMFORT AND RANGE OF MOVEMENT
- CREW NECK AND SIMPLE SLIM SLEEVE HEM DESIGN FOR COMFORT
- FLAT LOCK STITCHED SEAMS FOR ADDED SEAM STRENGTH AND COMFORT
- PERFORMANCE FIT

SHIRT \$30.00

SIZE	BLACK
SM	3150-0216
MD	3150-0217
LG	3150-0218
XL	3150-0219
2XL	3150-0220

PANT \$30.00

SIZE	BLACK
SM	3150-0221
MD	3150-0222
LG	3150-0223
XL	3150-0224
2XL	3150-0225



REGULATOR SHIRT



REGULATOR PANT

MEN'S INSULATED

MEN'S GLOVES

BOOTS

WOMEN'S INSULATED

WOMEN'S GLOVES

LAYERING

BALACLAVAS

HELMETS

GOGGLES

ACCESSORIES

LAYERING

WOMEN'S LAYERING



REGULATOR MID-WEIGHT JERSEY INSULATION

Women's Regulator is the primary base layer for next-to-skin comfort, warmth, and moisture management. When temps are really low, combine with the Men's Evaporator wicking base layer and the Insulator heavy-weight sock for extra warmth and all day comfort..

- MID-WEIGHT, HIGHLY BREATHABLE, POLYESTER
- POLYESTER/SPANDEX BLENDED FABRIC REMOVES MOISTURE AWAY FROM SKIN TO KEEP YOU DRY AND COMFORTABLE
- 4-WAY STRETCH FABRIC FOR ULTIMATE COMFORT AND RANGE OF MOVEMENT
- CREW NECK AND SIMPLE SLIM SLEEVE HEM DESIGN FOR COMFORT
- FLAT LOCK STITCHED SEAMS FOR ADDED SEAM STRENGTH AND COMFORT
- PERFORMANCE FIT



REGULATOR SHIRT

REGULATOR PANT

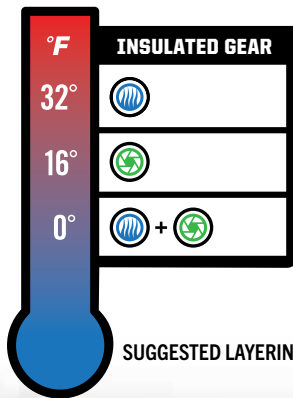
SHIRT \$30.00		PANT \$30.00	
SIZE	BLACK	SIZE	BLACK
XS	3150-0236	XS	3150-0242
SM	3150-0237	SM	3150-0243
MD	3150-0238	MD	3150-0244
LG	3150-0239	LG	3150-0245
XL	3150-0240	XL	3150-0246
2XL	3150-0241	2XL	3150-0247



EVAPORATOR



REGULATOR



LAYERING SOCKS



EVAPORATOR WICKING SOCK

A blend of synthetics is key to keeping feet dry, and warm. The light weight Evaporator sock wicks moisture (sweat) away from your body and is perfect for aggressive and active riders.

- ABOVE CALF MOISTURE ABSORBING MID WEIGHT SOCK FOR WARMER TEMPS AND THOSE WHO SWEAT A LOT
- CUFF AND ANKLE STRETCH BANDS TO HELP HOLD SOCK IN PLACE
- NYLON REINFORCED BOTTOM FOOT
- PADDED BOTTOM FOOT, TOES, AND SHIN FOR ADDED COMFORT IN SNOWMOBILE BOOT

EVAPORATOR SOCK \$16.00

SIZE BLUE/BLACK

S/M (6-9) 3431-0413

L/X (10-13) 3431-0414



EVAPORATOR SOCK



INSULATOR HEAVY-WEIGHT SOCK

The Insulator sock provides extra warmth for extremely cold environments. Its special blend of synthetics keeps feet dry and warm on those long, cold trail-riding days.

- ABOVE CALF MOISTURE ABSORBING HEAVIER WEIGHT SOCK FOR COLDER TEMPS AND THOSE NEEDING MAXIMUM WARMTH
- CUFF AND ANKLE STRETCH BANDS TO HELP HOLD SOCK IN PLACE
- NYLON REINFORCED BOTTOM FOOT
- FULL HIGH LOFT TERRY KNIT CONSTRUCTION FOR MAXIMUM WARMTH AND ADDED COMFORT IN SNOWMOBILE BOOT

MEN'S INSULATOR SOCK \$22.00

SIZE BLACK/RED

S/M (6-9) 3431-0411

L/X (10-13) 3431-0412

WOMEN'S INSULATOR SOCK \$22.00

SIZE BLACK/PINK

S/M (6-8) 3431-0408

L/X (9-11) 3431-0409



MEN'S INSULATOR SOCK



WOMEN'S INSULATOR SOCK



MEN'S
INSULATED

MEN'S GLOVES

BOOTS

WOMEN'S
INSULATED

WOMEN'S
GLOVES

LAYERING

BALACLAVAS

HELMETS

GOGGLES

ACCESSORIES

BALACLAVAS & COLDWEAR

WINDSHIELD® BALACLAVA W/DICKIE

- ULTIMATE COLD-WEATHER BLOCKING FABRIC
- WEATHER-PROOF FACE SHIELD
- SOFT, WICKING, POWER DRY™ FLEECE
- EXTENDED FLEECE SKIRT

WINDSHIELD® BALACLAVA W/DICKIE **\$28.00**

SIZE	BLACK/RED	
SM/MD	2503-0368	
LG/XL	2503-0369	



WINDSHIELD® PSP BALACLAVA W/DICKIE



WINDSHIELD® BALACLAVA

WINDSHIELD® BALACLAVA

- ULTIMATE COLD-WEATHER BLOCKING FABRIC
- WEATHER-PROOF FACE SHIELD
- SOFT, WICKING, POWER DRY™ FLEECE
- COMFORTABLE 4-WAY STRETCH FLEECE

WINDSHIELD® BALACLAVA **\$26.00**

SIZE	BLACK/RED	BLACK
SM/MD	2503-0372	2503-0370
LG/XL	2503-0373	2503-0371

PRO STRETCH BALACLAVA

- 4-WAY STRETCH MEDIUM-WEIGHT FLEECE FACE SHIELD
- COMFORTABLE CONTOURED FIT
- WARM, INSULATING, LIGHT WEIGHT, BREATHABLE

PRO STRETCH BALACLAVA **\$24.00**

SIZE	BLACK/GREEN	
SM/MD	2503-0377	
LG/XL	2503-0378	



PRO STRETCH PLUS BALACLAVA

FLEECE BALACLAVA

- WARM, INSULATING, MEDIUM-WEIGHT, FLEECE
- COMFORTABLE 4-WAY STRETCH CONTOUR FIT
- PERFECT FOR ALL COLD WEATHER ACTIVITIES

FLEECE BALACLAVA **\$18.00**

SIZE	BLACK/GREEN	BLACK
SM/MD	2503-0363	2503-0361
LG/XL	2503-0364	2503-0362



FLEECE BALACLAVA

DRI-RELEASE LINER GUARD

- THIN MOISTURE WICKING STRETCH FABRIC
- THICKER STRETCH FLEECE FABRIC
- FITS COMFORTABLY UNDER HELMET

DRI-RELEASE LINER GUARD **\$24.00**

SIZE	BLACK/BLUE	BLACK
ADULT	2503-0375	2503-0374



DRI-RELEASE LINER GUARD

LIGHT BALACLAVA

- ULTRA-LIGHT SUPER BREATHABLE STRETCH FABRIC
- COMFORTABLE CONTOUR FIT
- FITS COMFORTABLY UNDER HELMET

LIGHT POLYESTER BALACLAVA **\$18.00**

SIZE	BLACK/BLUE	BLACK
ONE SIZE	2503-0367	2503-0366



LIGHT POLYESTER BALACLAVA



BALACLAVA ULTRA LIGHT 12PK

BALACLAVA ULTRA LIGHT 12PK

- ULTRA-LIGHT, SUPER-BREATHABLE STRETCH FABRIC
- COMFORTABLE CONTOUR FIT
- FITS COMFORTABLY UNDER HELMET
- SOLD IN 12-PK.

BALACLAVA ULTRA LIGHT 12PK \$9.95 ea.

12 PACK 2503-0379

NECK WARMER

- WARM, INSULATING, MEDIUM-WEIGHT FLEECE
- COMFORTABLE 4-WAY STRETCH
- PERFECT FOR ALL COLD WEATHER ACTIVITIES

NECK WARMER \$15.00

SIZE **BLACK**
ONE SIZE 2502-0201



NECK WARMER



FOG EVADER

FOG EVADER

- KEEPS YOUR FACE AND NECK WARM AND ELIMINATES FOGGING
- FLEECE-LINED NEOPRENE KEEPS CONDENSATION AWAY
- BREATH DEFLECTOR KEEPS GOGGLES AND FACE SHIELD FOG FREE
- ONE SIZE FITS MOST

FOG EVADER \$39.95

SIZE **BLACK**
ONE SIZE 2502-0214

DRI-RELEASE GLOVE LINERS

- EXTREMELY WARM, ULTRALIGHT FABRIC
- SNUG-FITTING LAYER NEXT TO THE SKIN
- IDEAL GLOVE OR MITT LINER

DRI-RELEASE GLOVE LINERS \$16.00

SIZE **BLACK**
SM/MD 3340-0306
LG/XL 3340-0307



DRI-RELEASE GLOVE LINERS

YOUTH



YOUTH LIGHT POLYESTER BALACLAVA

YOUTH LIGHT BALACLAVA

- ULTRA-LIGHT SUPER BREATHABLE STRETCH FABRIC
- COMFORTABLE CONTOUR FIT
- FITS COMFORTABLY UNDER HELMET

YOUTH LIGHT POLYESTER BALACLAVA \$18.00

SIZE **BLACK**
YOUTH 2503-0366

YOUTH FLEECE BALACLAVA

- WARM, INSULATING, MEDIUM-WEIGHT, FLEECE
- COMFORTABLE 4-WAY STRETCH CONTOUR FIT
- PERFECT FOR ALL COLD WEATHER ACTIVITIES

YOUTH FLEECE BALACLAVA \$18.00

SIZE **BLACK**
YOUTH 2503-0365



YOUTH FLEECE BALACLAVA



YOUTH DRI-RELEASE LINER GUARD

YOUTH DRI-RELEASE LINER GUARD

- THIN MOISTURE WICKING STRETCH FABRIC
- THICKER STRETCH FLEECE FABRIC
- FITS COMFORTABLY UNDER HELMET

YOUTH DRI-RELEASE LINER GUARD \$24.00

SIZE **BLACK**
YOUTH 2503-0376

YOUTH DRI-RELEASE GLOVE LINERS

- EXTREMELY WARM, ULTRALIGHT FABRIC
- SNUG-FITTING LAYER NEXT TO THE SKIN
- IDEAL GLOVE OR MITT LINER

YOUTH DRI-RELEASE GLOVE LINERS \$16.00

SIZE **BLACK**
YOUTH 3340-0305



YOUTH DRI-RELEASE GLOVE LINERS

MEN'S INSULATED

MEN'S GLOVES

BOOTS

WOMEN'S INSULATED

WOMEN'S GLOVES

LAYERING

BALACLAVAS

HELMETS

GOGGLES

ACCESSORIES

HELMETS



RANGE ROTOR SNOW ELECTRIC HELMET

- INJECTION ABS SHELL
- INCLUDES STANDARD SHIELD AND DUAL PANE ANTI-FOG ELECTRIC SHIELD
- VERSATILE DESIGN CAN BE USED WITH OR WITHOUT FACE SHIELD (HARDWARE FOR CONVERSION IS INCLUDED)
- AMBER DROP-DOWN SUN VISOR – RIGID, EASY TO OPERATE SIDE-OF-HELMET LEVER.
- FULLY REMOVABLE POLYESTER MOISTURE WICKING LINER AND CHEEK PADS
- SECURE AND EASY TO USE MICROMETRIC CHIN STRAP BUCKLE
- REMOVABLE BREATH BOX, CHIN CURTAIN AND VENT PLUG KIT INCLUDED
- DOT APPROVED



BLACK/RED

RANGE HELMET SIZING CHART

SHELL SIZE	XS	S	M	L	XL	2X
HAT SIZE	6 5/8 - 6 3/4	6 7/8 - 7	7 1/8 - 7 1/4	7 3/8 - 7 1/2	7 5/8 - 7 3/4	7 7/8 - 8
INCHES	20 7/8 - 21 1/4	21 1/8 - 22	22 1/8 - 22 3/4	23 1/8 - 23 1/2	24 - 24 3/8	24 1/2 - 25 1/8
CENTIMETERS	53 - 54	55 - 56	57 - 58	59 - 60	61 - 62	63 - 64

RANGE ROTOR SNOW ELECTRIC HELMET \$239.95

SIZE	BLK/RED	BLK/HI-VIZ	BLK/GRY/WHT	BLK/BLU
XS	0101-17229	0101-17241	0101-17247	0101-17253
SM	0101-17230	0101-17242	0101-17248	0101-17254
MD	0101-17231	0101-17243	0101-17249	0101-17255
LG	0101-17232	0101-17244	0101-17250	0101-17256
XL	0101-17233	0101-17245	0101-17251	0101-17257
2X	0101-17234	0101-17246	0101-17252	0101-17258



BLACK/HI-VIZ



BLACK/GRAY/WHITE



RANGE SNOW HELMET PARTS

BREATHBOX	0134-2379	\$9.95
DUAL SHIELD CLEAR	0130-0795	\$34.95
ELECTRIC SHIELD CLEAR	0130-0796	\$89.95
POWER CORD	0133-0997	\$17.95
NECK CURTAIN	0134-2840	\$14.95



BLACK/BLUE

MEN'S
INSULATED

MEN'S GLOVES

BOOTS

WOMEN'S
INSULATEDWOMEN'S
GLOVES

LAYERING

BALACLAVAS

HELMETS

GOGGLES

ACCESSORIES

SEE PAGE 47 FOR
ADDITIONAL ACCESSORIES

HELMETS



RANGE SNOW ELECTRIC HELMET

- INJECTION ABS SHELL
- INCLUDES STANDARD SHIELD AND DUAL PANE ANTI-FOG ELECTRIC SHIELD
- VERSATILE DESIGN CAN BE USED WITH OR WITHOUT FACE SHIELD (HARDWARE FOR CONVERSION IS INCLUDED)
- SMOKE DROP-DOWN SUN VISOR – RIGID, EASY TO OPERATE SIDE-OF-HELMET LEVER.
- FULLY REMOVABLE POLYESTER MOISTURE WICKING LINER AND CHEEK PADS
- REMOVABLE BREATH BOX, CHIN CURTAIN AND VENT PLUG KIT INCLUDED
- DOT APPROVED

D DOUBLE D-RING CLOSURE SYSTEM

RANGE HELMET SIZING CHART						
SHELL SIZE	XS	S	M	L	XL	2X
HAT SIZE	6 7/8 - 6 3/4	6 7/8 - 7	7 1/8 - 7 1/4	7 1/2 - 7 5/8	7 3/4 - 7 3/4	7 3/4 - 8
INCHES	20 7/8 - 21 1/4	21 1/8 - 22	22 1/8 - 22 3/8	23 1/8 - 23 1/2	24 - 24 1/8	24 1/2 - 25 1/8
CENTIMETERS	53 - 54	55 - 56	57 - 58	59 - 60	61 - 62	63 - 64

RANGE SNOW ELECTRIC HELMET **\$209.95**

SIZE	MATTE BLACK	BLACK
XS	0121-1147	0121-1148
SM	0121-1133	0121-1138
MD	0121-1134	0121-1139
LG	0121-1135	0121-1140
XL	0121-1136	0121-1141
2XL	0121-1137	0121-1142



BLACK



RANGE SNOW HELMET PARTS

BREATHBOX	0134-2379	\$9.95
DUAL SHIELD CLEAR	0130-0795	\$34.95
ELECTRIC SHIELD CLEAR	0130-0796	\$89.95
POWER CORD	0133-0997	\$17.95
NECK CURTAIN	0134-2840	\$14.95



MATTE BLACK

SEE PAGE 47 FOR ADDITIONAL ACCESSORIES

ZIR**RANGE SNOW DUAL PANE HELMET**

- INJECTION ABS SHELL
- INCLUDES STANDARD SHIELD AND DUAL PANE ANTI-FOG SHIELD
- VERSATILE DESIGN CAN BE USED WITH OR WITHOUT FACE SHIELD (HARDWARE FOR CONVERSION IS INCLUDED)
- SMOKE DROP-DOWN SUN VISOR – RIGID, EASY TO OPERATE SIDE-OF-HELMET LEVER.
- FULLY REMOVABLE POLYESTER MOISTURE WICKING LINER AND CHEEK PADS
- REMOVABLE BREATH BOX, CHIN CURTAIN AND VENT PLUG KIT INCLUDED
- DOT APPROVED

D) DOUBLE D-RING CLOSURE SYSTEM

RANGE SNOW DUAL PANE HELMET \$169.95

SIZE	MATTE BLACK	BLACK
XS	0121-1143	0121-1144
SM	0121-1113	0121-1118
MD	0121-1114	0121-1119
LG	0121-1115	0121-1120
XL	0121-1116	0121-1121
2XL	0121-1117	0121-1122



BLACK



FLAT BLACK

MEN'S
INSULATED

MEN'S GLOVES

BOOTS

WOMEN'S
INSULATEDWOMEN'S
GLOVES

LAYERING

BALACLAVAS

HELMETS

GOGGLES

ACCESSORIES

HELMETS



WARRANT SNOW ELECTRIC HELMET

- INJECTION MOLDED POLYCARBONATE SHELL
- HEATED DUAL-PANE ELECTRIC AND STANDARD SINGLE PANE SHIELD INCLUDED
- SMOKE DROP-DOWN SUN VISOR – RIGID, EASY TO OPERATE SIDE-OF-HELMET LEVER.
- FULLY REMOVABLE, POLYESTER MOISTURE WICKING LINER AND CHEEK PADS
- REMOVABLE BREATH BOX AND CHIN CURTAIN INCLUDED
- DOT APPROVED



WARRANT HELMET SIZING CHART						
SHELL SIZE	XS	S	M	L	XL	2X
HAT SIZE	6 5/8 - 6 3/4	6 7/8 - 7	7 1/8 - 7 1/4	7 3/8 - 7 1/2	7 5/8 - 7 3/4	7 7/8 - 8
INCHES	20 3/8 - 21 1/4	21 5/8 - 22	22 1/8 - 22 3/4	23 1/8 - 23 1/2	24 - 24 3/8	24 5/8 - 25 1/8
CENTIMETERS	53 - 54	55 - 56	57 - 58	59 - 60	61 - 62	63 - 64

WARRANT SNOW ELECTRIC HELMET **\$159.95**

SIZE	MATTE BLACK	BLACK
XS	0121-1298	0121-1299
SM	0121-1288	0121-1293
MD	0121-1289	0121-1294
LG	0121-1290	0121-1295
XL	0121-1291	0121-1296
2X	0121-1292	0121-1297



GLOSS BLACK



WARRANT SNOW HELMET PARTS

BREATHBOX	0134-2695	\$9.95
ELECTRIC SHIELD CLEAR	0130-0919	\$89.95
POWER CORD	0133-0997	\$17.95



FLAT BLACK

SEE PAGE 47 FOR
ADDITIONAL ACCESSORIES



WARRANT NEURON SNOW HELMET

- INJECTION MOLDED POLYCARBONATE SHELL
- HEATED DUAL-PANE ELECTRIC AND STANDARD SINGLE PANE SHIELD INCLUDED
- AMBER DROP-DOWN SUN VISOR – RIGID, EASY TO OPERATE SIDE-OF-HELMET LEVER.
- FULLY REMOVABLE, POLYESTER MOISTURE WICKING LINER AND CHEEK PADS
- SECURE AND EASY TO USE MICROMETRIC CHIN STRAP BUCKLE
- REMOVABLE BREATH BOX AND CHIN CURTAIN INCLUDED
- DOT APPROVED



WARRANT NEURON SNOW HELMET \$189.95

SIZE	BLU/WHT	GRY/WHT	PNK/TEL	RED/WHT	ORG/GRN
XS	0101-17197	0101-17203	0101-17209	0101-17217	0101-17223
SM	0101-17198	0101-17204	0101-17210	0101-17218	0101-17224
MD	0101-17199	0101-17205	0101-17211	0101-17219	0101-17225
LG	0101-17200	0101-17206	0101-17214	0101-17220	0101-17226
XL	0101-17201	0101-17207	0101-17215	0101-17221	0101-17227
2X	0101-17202	0101-17208	0101-17216	0101-17222	0101-17228



MEN'S INSULATED

MEN'S GLOVES

BOOTS

WOMEN'S INSULATED

WOMEN'S GLOVES

LAYERING

BALACLAVAS

HELMETS

GOGGLES

ACCESSORIES

HELMETS



WARRANT YOUTH DUAL PANE SNOW HELMET

- DUAL PANE ANTI-FOG LENS
- FULLY REMOVABLE MOISTURE-WICKING LINER AND CHEEK PADS
- CHIN VENTS HELP PREVENT SHIELD FROM FOGGING
- INJECTION-MOLDED POLYCARBONATE SHELL
- SCRATCH-RESISTANT POLYCARBONATE SHIELD
- INTAKE AND EXHAUST VENTS FOR TEMPERATURE REGULATION
- REMOVABLE BREATH BOX INCLUDED

D) DOUBLE D-RING CLOSURE SYSTEM

WARRANT YOUTH HELMET SIZING CHART		
SHELL SIZE	S/M	L/XL
HAT SIZE	6 - 6 1/4	6 3/4 - 6 7/8
INCHES	18 1/2 - 19 1/2	19 3/4 - 20 1/4
CENTIMETERS	49 - 50	50 - 51



BREATHGUARD

WARRANT YOUTH SNOW **\$124.95**

SIZE	BLACK	FLAT BLACK
SM	0122-0141	0122-0144
MD	0122-0142	0122-0145
LG	0122-0143	0122-0146

WARRANT YOUTH SNOW ACCESSORIES

YOUTH CLEAR SHIELD	0130-0164	\$29.95
YOUTH BREATH BOX	0133-0243	\$8.95



BLACK



FLAT BLACK

CONTOURED FOR A CHILD'S HEAD

Lightweight, compact shell for optimal fit and comfort



WARRANT YOUTH FRESH POW SNOW HELMET

- DUAL PANE ANTI-FOG LENS
- FULLY REMOVABLE MOISTURE-WICKING LINER AND CHEEK PADS
- CHIN VENTS HELP PREVENT SHIELD FROM FOGGING
- INJECTION-MOLDED POLYCARBONATE SHELL
- SCRATCH-RESISTANT POLYCARBONATE SHIELD
- SECURE AND EASY TO USE MICROMETRIC CHIN STRAP BUCKLE
- INTAKE AND EXHAUST VENTS FOR TEMPERATURE REGULATION
- REMOVABLE BREATH BOX INCLUDED



BREATHGUARD

WARRANT FRESH POW \$145.95

SIZE	RWB	PNK/PUR	BLUE
SM	0122-0128	0122-0135	0122-0138
MD	0122-0129	0122-0136	0122-0139
LG	0122-0134	0122-0137	0122-0140

WARRANT FRESH POW SNOW ACCESSORIES

YOUTH CLEAR SHIELD	0130-0164	\$29.95
YOUTH BREATH BOX	0133-0243	\$8.95

CONTOURED FOR A CHILD'S HEAD

Lightweight, compact shell for optimal fit and comfort



RED/WHITE/BLUE



PINK/PURPLE



BLUE

MEN'S
INSULATED

MEN'S GLOVES

BOOTS

WOMEN'S
INSULATED

WOMEN'S
GLOVES

LAYERING

BALACLAVAS

HELMETS

GOGGLES

ACCESSORIES

HELMETS



SOLARIS MODULAR SNOW ELECTRIC HELMET

- INJECTION MOLDED POLYCARBONATE SHELL
- INCLUDES STANDARD SHIELD AND DUAL PANE ANTI-FOG ELECTRIC SHIELD
- CLOSABLE CHIN AND TOP VENTS AND REAR EXHAUST VENT ALLOW INCREASED AIR FLOW
- DROP-DOWN SUN VISOR – RIGID, EASY TO OPERATE SIDE OF HELMET LEVER
- FULLY REMOVABLE POLYESTER MOISTURE WICKING LINER AND CHEEK PADS
- REMOVABLE BREATH BOX AND CHIN CURTAIN INCLUDED
- DOT APPROVED



SOLARIS HELMET SIZING CHART						
SHELL SIZE	XS	S	M	L	XL	2X
HAT SIZE	6 5/8 - 6 3/4	6 7/8 - 7	7 1/8 - 7 1/2	7 3/8 - 7 1/2	7 5/8 - 7 3/4	7 7/8 - 8
INCHES	20 7/8 - 21 1/4	21 5/8 - 22	22 1/8 - 22 3/4	23 1/8 - 23 1/2	24 - 24 3/4	24 5/8 - 25 1/8
CENTIMETERS	53 - 54	55 - 56	57 - 58	59 - 60	61 - 62	63 - 64

SOLARIS MODULAR SNOW ELECTRIC HELMET \$209.95

SIZE	DARK SILVER	FLAT BLACK	GLOSS BLACK
XS	0120-0531	0120-0447	0120-0385
SM	0120-0532	0120-0448	0120-0386
MD	0120-0533	0120-0449	0120-0387
LG	0120-0534	0120-0450	0120-0388
XL	0120-0535	0120-0451	0120-0389
2X	0120-0536	0120-0452	0120-0390
3X	-	0120-0710	0120-0708
4X	-	0120-0711	0120-0709



SOLARIS MODULAR ELECTRIC SNOW HELMET PARTS		
DUAL PANE CLEAR SHIELD	0130-0663	\$29.95
ELECTRIC CLEAR SHIELD	0130-0664	\$89.95
SOLARIS POWER CORD	0133-0997	\$17.95
SOLARIS BREATH BOX	0134-2519	\$19.95

SEE PAGE 47 FOR
ADDITIONAL ACCESSORIES



DARK SILVER



FLAT BLACK



GLOSS BLACK



SOLARIS MODULAR DUAL PANE SNOW HELMET

- INJECTION MOLDED POLYCARBONATE SHELL
- INCLUDES STANDARD SHIELD AND DUAL PANE ANTI-FOG SHIELD
- CLOSABLE CHIN AND TOP VENTS AND REAR EXHAUST VENT ALLOW INCREASED AIR FLOW
- DROP-DOWN SUN VISOR – RIGID, EASY TO OPERATE SIDE OF HELMET LEVER
- FULLY REMOVABLE POLYESTER MOISTURE WICKING LINER AND CHEEK PADS
- REMOVABLE BREATH BOX AND CHIN CURTAIN INCLUDED
- DOT APPROVED

D DOUBLE D-RING CLOSURE SYSTEM

SOLARIS MODULAR SNOW HELMET \$169.95

SIZE	DARK SILVER	FLAT BLACK	GLOSS BLACK
XS	0120-0525	0120-0379	0120-0373
SM	0120-0526	0120-0380	0120-0374
MD	0120-0527	0120-0381	0120-0375
LG	0120-0528	0120-0382	0120-0376
XL	0120-0529	0120-0383	0120-0377
2X	0120-0530	0120-0384	0120-0378



DARK SILVER



FLAT BLACK



GLOSS BLACK

MEN'S INSULATED

MEN'S GLOVES

BOOTS

WOMEN'S INSULATED

WOMEN'S GLOVES

LAYERING

BALACLAVAS

HELMETS

GOGGLES

ACCESSORIES

HELMETS



SOLARIS FIRST TRACKS MODULAR SNOW ELECTRIC HELMET

- INJECTION MOLDED POLYCARBONATE SHELL
- INCLUDES STANDARD SHIELD AND DUAL PANE ANTI-FOG ELECTRIC SHIELD
- CLOSABLE CHIN AND TOP VENTS AND REAR EXHAUST VENT ALLOW INCREASED AIR FLOW
- DROP-DOWN SUN VISOR – RIGID, EASY TO OPERATE SIDE OF HELMET LEVER
- FULLY REMOVABLE POLYESTER MOISTURE WICKING LINER AND CHEEK PADS
- SECURE AND EASY TO USE MICROMETRIC CHIN STRAP BUCKLE
- REMOVABLE BREATH BOX AND CHIN CURTAIN INCLUDED
- DOT APPROVED



BLACK/RED



BLACK/BLUE



BLACK/PINK



BLACK/Hi-VIZ

SOLARIS HELMET SIZING CHART

SHELL SIZE	XS	S	M	L	XL	2X
HAT SIZE	6 5/8 - 6 3/4	6 7/8 - 7	7 1/8 - 7 1/4	7 3/8 - 7 1/2	7 5/8 - 7 3/4	7 7/8 - 8
INCHES	20 7/8 - 21 1/4	21 1/2 - 22	22 1/4 - 22 3/4	23 1/8 - 23 1/2	24 - 24 3/4	24 1/2 - 25 1/4
CENTIMETERS	53 - 54	55 - 56	57 - 58	59 - 60	61 - 62	63 - 64

SOLARIS FIRST TRACKS MODULAR SNOW ELECTRIC HELMET \$239.95

SIZE	BLK/RED	BLK/BLU	BLK/Hi-VIZ	BLK/PNK
XS	0120-0825	0120-0831	0120-0837	0120-0843
SM	0120-0826	0120-0832	0120-0838	0120-0844
MD	0120-0827	0120-0833	0120-0839	0120-0845
LG	0120-0828	0120-0834	0120-0840	0120-0846
XL	0120-0829	0120-0835	0120-0841	0120-0847
2X	0120-0830	0120-0836	0120-0842	0120-0848

SEE PAGE 47 FOR
ADDITIONAL ACCESSORIES



SOLARIS MODULAR SNOW



DUAL CLEAR SHIELD
0130-0663 **\$29.95**



ELECTRIC SHIELD W/ CORD
0130-0664 **\$89.95**



MAGNETIC BREATH BOX
0134-2519 **\$19.95**



POWER CORD
0133-0997 **\$17.95**

WARRANT SNOW



ELECTRIC SHIELD W/ CORD
0130-0919 **\$89.95**



BREATH BOX
0134-2695 **\$9.95**



POWER CORD
0133-0997 **\$17.95**

RANGE SNOW



DUAL CLEAR SHIELD
0130-0795 **\$34.95**



ELECTRIC SHIELD W/ CORD
0130-0796 **\$89.95**



BREATH BOX
0134-2379 **\$9.95**



VENT PLUG KIT
0133-1076 **\$4.95**



POWER CORD
0133-0997 **\$17.95**

RISE OFFROAD



BREATH BOX
0134-2556 **\$8.95**



VENT PLUG KIT
0133-0991 **\$4.95**



CHIN CURTAIN
0134-2277 **\$4.95**

MEN'S
INSULATED

MEN'S GLOVES

BOOTS

WOMEN'S
INSULATEDWOMEN'S
GLOVES

LAYERING

BALACLAVAS

HELMETS

GOGGLES

ACCESSORIES



RISE SNOW CAMO & CAMBIO HELMET

- INJECTION MOLDED POLYCARBONATE SHELL
- DUAL FOREHEAD, CHIN AND REAR EXHAUST VENTS INCREASE AIRFLOW
- FULL REMOVABLE POLYESTER MOISTURE WICKING LINER AND CHEEK PADS
- OPEN FLOW MOUTH GUARD WITH ALUMINUM MESH
- BREATHBOX, CHIN CURTAIN AND VENT PLUG KIT INCLUDED
- DOT APPROVED

RISE HELMET SIZING CHART						
SHELL SIZE	XS	S	M	L	XL	2X
HAT SIZE	6 5/8 - 6 3/4	6 7/8 - 7	7 1/8 - 7 1/2	7 3/8 - 7 1/2	7 5/8 - 7 3/4	7 7/8 - 8
INCHES	20 1/8 - 21 1/4	21 1/8 - 22	22 1/8 - 22 3/8	23 1/8 - 23 1/2	24 - 24 1/8	24 3/8 - 25 1/8
CENTIMETERS	53 - 54	55 - 56	57 - 58	59 - 60	61 - 62	63 - 64

RISE HELMET SM-2X **\$109.95**

RISE HELMET 3X-4X **\$119.95**

SIZE	SNOW CAMO	BLK/RED	BLK/HI-VIZ
XS	0120-0712	0120-0720	0120-0728
SM	0120-0713	0120-0721	0120-0729
MD	0120-0714	0120-0722	0120-0730
LG	0120-0715	0120-0723	0120-0731
XL	0120-0716	0120-0724	0120-0732
2X	0120-0717	0120-0725	0120-0733
3X	0120-0718	0120-0726	0120-0734
4X	0120-0719	0120-0727	0120-0735

FOR GOGGLES, SEE PAGE 49

SEE PAGE 47 FOR
ADDITIONAL ACCESSORIES



CHIN CURTAIN



FOR REPLACEMENT BREATH BOX AND VENT PLUGS, SEE PAGE 47



SNOW CAMO



BLACK/RED



BLACK/HI-VIZ



BLACK/HI-VIZ

VIBE GOGGLES

- DUAL PANE ANTI-FOG LENS
- TRI-DENSITY FOAM MOLDS TO YOUR FACE
- VENTED FOR INCREASED AIR-FLOW
- ADJUSTABLE STRAP WITH SILICONE GRIP
- HYDROGRAPHIC FRAME FINISH
- INCLUDES REMOVABLE NOSE GUARD

VIBE GOGGLE-ADULT \$69.95

DESCRIPTION	ONE SIZE
BLACK/HI-VIZ	2601-2353
BLACK/ORANGE/WHITE	2601-2350
BLACK/BLUE/RED	2601-2351
BLACK/PINK	2601-2355

REPLACEMENT PARTS

DESCRIPTION	ONE SIZE	PRICE
YELLOW LENS	2602-0760	\$17.95
SMOKE LENS	2602-0761	\$17.95
RED MIRROR LENS	2602-0763	\$24.95
BLUE MIRROR LENS	2602-0764	\$24.95
SILVER MIRROR LENS	2602-0765	\$24.95
NOSE GUARD	2602-0766	\$3.95



BLACK/ORANGE/WHITE



BLACK/BLUE/RED



BLACK/PINK

MEN'S
INSULATED

MEN'S GLOVES

BOOTS

WOMEN'S
INSULATED

WOMEN'S
GLOVES

LAYERING

BALACLAVAS

HELMETS

GOGGLES

ACCESSORIES

ACCESSORIES





MEN'S
INSULATED

MEN'S GLOVES

BOOTS

WOMEN'S
INSULATED

WOMEN'S
GLOVES

LAYERING

BALACLAVAS

HELMETS

GOGGLES

ACCESSORIES



arctiva

3501 KENNEDY RD.
JANESVILLE, WI 53545

ARCTIVA.COM



9901-3548

PARTS UNLIMITED **PARTS CANADA** **PARTS EUROPE**

ARCTIVA IS A REGISTERED TRADEMARK. ALL RIGHTS RESERVED. COPYRIGHT © 2024 LEMANS CORPORATION. PRICES AND SPECIFICATIONS SUBJECT TO CHANGE WITHOUT NOTICE. REPRODUCTION OF THIS CATALOG WITHOUT WRITTEN PERMISSION IS PROHIBITED. PRINTED IN THE USA.

