

2020-2021

PRODUCT GUIDE



arctiva

PERFORMANCE POWERSPORTS OUTFITTER



Arctiva is dedicated to the sport of snowmobiling. Countless hours are spent researching and designing performance outerwear and layering garments specifically for the powersports enthusiast. Everything we make uses top quality materials and construction. That, coupled with our innovative design and extensive product testing program, makes for the most technical snowmobiling gear you can buy. So whether your ideal day is hauling the sleds north to your favorite trails, meeting up with the crew in the backcountry, or beating your best lap time at the snocross track, we've got you covered.

LAT48

new!



4

PIVOT 4

new!



10

PIVOT 3

INSULATED



16

MECH

INSULATED



22

SUMMIT

SHELL



28

MEN'S

GLOVES



34

BOOTS



38

LAT48

WOMEN'S
INSULATED



40

PIVOT 4

WOMEN'S
INSULATED

new!



46

PIVOT 3

WOMEN'S
INSULATED



52

WOMEN'S GLOVES



58

LAYERING SYSTEM

new!



60

BALACLAVAS



66

HELMETS

new!



68

GOGGLES



78

ACCESSORIES



80

CASUALS

new!



82

Combining a mixture of trail and race-inspired features, Arctiva is proud to announce our LAT-48 gear. This offering was built with direct feedback from our Mountain Development Team and performance was a top priority. With its fully waterproof and durable polyester chassis, LAT-48 will cruise through the harshest weather conditions while on your sled, but won't compromise stellar looks in the lodge at night. 3M insulation keeps the elements at bay and is generously proportioned through the jackets and bibs. While LAT-48 is the perfect choice for those of us who want to spend our days attacking the trails it also performs perfectly for riders needing extra warmth carving new terrain as well



MEN'S
INSULATEDMEN'S
NON-INSULATED

MEN'S GLOVES

BOOTS

WOMEN'S
INSULATEDWOMEN'S
GLOVES

LAYERING

BALACLAVAS

HELMETS

GOGGLES

ACCESSORIES
& CASUALS



WATERPROOF



SEALED SEAMS



INSULATED



BREATHABLE



ZIPPERS/VENTS

LAT48 INSULATED JACKET (SM-2XL) **\$225.00** / (3XL) **\$250.00**

LAT48 INSULATED BIB (SM-2XL) **\$225.00** / (3XL) **\$250.00**

- FULLY WATERPROOF AND INSULATED, DURABLE POLYESTER CHASSIS WITH HEAVIER 600D POLYESTER ON SHOULDERS
- MICROPOROUS COATED WATERPROOF FABRIC, SEAM SEALING, AND DURABLE WATER REPELLANT COATING ON OUTER SHELL
- 3M THINSULATE™ INSULATION FOR MAXIMUM WARMTH PERFORMANCE WITHOUT THE BULK; 200 GRAMS IN FRONT, 150 GRAMS IN BACK, 150 GRAMS IN SLEEVES IN JACKET; 120 GRAMS THROUGHOUT BIB
- YKK® ZIPPER VENTS AT UNDERARM; FULL LENGTH SIDE LEG ZIPPERS ON BIB; ADJUSTABLE WAIST
- DOUBLE LAYER WATERPROOF SEAT
- 3M SCOTCHLITE™ STRATEGICALLY PLACED RETRO-REFLECTIVE GRAPHICS
- ADJUSTABLE INSEAM CAN BE SHORTENED BY 1.5 INCHES OR 3 INCHES

3M THINSULATE™
Insulation

3M | Scotchlite™
Reflective Material

YKK
Little Parts. Big Difference.

GARMENT WARMTH



SHELL WARM WARMER WARMEST

FIT



SLIM REGULAR RELAXED

3M™ THINSULATE™ INSULATION

- 200GM IN FRONT
- 150GM IN ARMS/BACK



JACKET SIZING CHART						
SIZE	S	M	L	XL	2XL	3XL
CHEST	37 - 39"	40 - 42"	43 - 45"	46 - 48"	49 - 51"	52 - 54"
SLEEVE	32"	33"	34"	35"	36"	36.5"



BIB SIZING CHART

SIZE	S	M	L	XL	2XL	3XL
WAIST	28 - 31"	30 - 34"	34 - 38"	38 - 42"	42 - 46"	46 - 50"
INSEAM	31"	32"	33"	34"	34"	34"

MEN'S
INSULATEDMEN'S
NON-INSULATED

MEN'S GLOVES

BOOTS

WOMEN'S
INSULATEDWOMEN'S
GLOVES

LAYERING

BALACLAVAS

HELMETS

GOGGLES

ACCESSORIES
& CASUALS

NEW!



BLACK/GRAY

JACKET-(SM-2XL) **\$225.00** (3XL) **\$250.00**

BIB-(SM-2XL) **\$225.00** (3XL) **\$250.00**

JACKET			BIB			
SIZE	CHEST	BLK/GRY	SIZE	WAIST	INSEAM	BLACK
SM	37-39"	3120-2016	SM	28-31"	31"	3130-1233
MD	40-42"	3120-2017	MD	30-34"	32"	3130-1234
LG	43-45"	3120-2018	LG	34-38"	33"	3130-1235
XL	46-48"	3120-2019	XL	38-42"	34"	3130-1236
2XL	49-51"	3120-2020	2XL	42-46"	34"	3130-1237
3XL	52-54"	3120-2021	3XL	46-50"	34"	3130-1238

NOTE: BIB LENGTH CAN BE SHORTENED BY 1.5" OR 3"

**BLACK/GREEN****JACKET-(SM-2XL) \$225.00 (3XL) \$250.00****BIB-(SM-2XL) \$225.00 (3XL) \$250.00**

JACKET			BIB			
SIZE	CHEST	BLK/GRN	SIZE	WAIST	INSEAM	BLK/GRN
SM	37-39"	3120-1986	SM	28-31"	31"	3130-1221
MD	40-42"	3120-1987	MD	30-34"	32"	3130-1222
LG	43-45"	3120-1988	LG	34-38"	33"	3130-1223
XL	46-48"	3120-1989	XL	38-42"	34"	3130-1224
2XL	49-51"	3120-1990	2XL	42-46"	34"	3130-1225
3XL	52-54"	3120-1991	3XL	46-50"	34"	3130-1226

NOTE: BIB LENGTH CAN BE SHORTENED BY 1.5" OR 3"

**BLACK/BURGUNDY****JACKET-(SM-2XL) \$225.00 (3XL) \$250.00****BIB-(SM-2XL) \$225.00 (3XL) \$250.00**

JACKET			BIB			
SIZE	CHEST	BLK/BRG	SIZE	WAIST	INSEAM	BLK/BRG
SM	37-39"	3120-1992	SM	28-31"	31"	3130-1227
MD	40-42"	3120-1993	MD	30-34"	32"	3130-1228
LG	43-45"	3120-1994	LG	34-38"	33"	3130-1229
XL	46-48"	3120-1995	XL	38-42"	34"	3130-1230
2XL	49-51"	3120-1996	2XL	42-46"	34"	3130-1231
3XL	52-54"	3120-1997	3XL	46-50"	34"	3130-1232

NOTE: BIB LENGTH CAN BE SHORTENED BY 1.5" OR 3"

MEN'S
INSULATEDMEN'S
NON-INSULATED

MEN'S GLOVES

BOOTS

WOMEN'S
INSULATEDWOMEN'S
GLOVES

LAYERING

BALACLAVAS

HELMETS

GOGGLES

ACCESSORIES
& CASUALS

NEW!

The continuation of the highly demanded Pivot line develops into its next stage with Pivot 4. The Pivot keeps the budget conscious rider in mind while still providing them with exceptional quality features like its fully waterproof and insulated 300D polyester chassis. The new addition maintains the same material construction that made the Pivot line what it is today but we added a bold new look. Now not only are you able to keep more cash in your pocket but you have the choice of two design schemes in the Pivot gear.

MEN'S
INSULATEDMEN'S
NON-INSULATED

MEN'S GLOVES

BOOTS

WOMEN'S
INSULATEDWOMEN'S
GLOVES

LAYERING

BALACLAVAS

HELMETS

GOGGLES

ACCESSORIES
& CASUALS

NEW!



WATERPROOF



SEALED SEAMS



INSULATED



BREATHABLE

PIVOT INSULATED JACKET (SM-2XL) **\$149.95** / (3XL-5XL) **\$159.95**

PIVOT INSULATED BIB (SM-2XL) **\$149.95**

(3XL-5XL, 3XL SHORT-5XL SHORT) **\$169.95**

**200GM OF INSULATION
THROUGHOUT**

- FULLY INSULATED WATERPROOF 300D POLYESTER CHASSIS
- ZIP OFF HOOD
- INSULATION FOR MAXIMUM WARMTH PERFORMANCE; 200 GRAMS THROUGHOUT
- MICROPOROUS COATED FABRIC, SEAM SEALING, AND DURABLE WATER REPELLANT COATING ON OUTER SHELL
- SMOOTH AND COMFORTABLE NYLON TAFFETA HANGING LINER IS QUILTED TO HOLD INSULATION IN PLACE
- POCKET PATTERN DESIGN INCLUDES TWO FLEECE LINED HAND WARMER POCKETS AND TWO INTERIOR CARGO POCKETS
- FULL LENGTH SIDE LEG ZIPPERS ON BIB FOR EASY ENTRY/EXIT WITH BOOTS
- FLEECE LINED COLLAR AND INTERIOR SNOW GAITER CUFF
- SIDE LEG ZIPPER ON BIB CAN BE ZIPPED DOWN AT TOP FOR VENTING AND ACCESS TO INTERIOR ZIPPER POCKETS
- FULL LENGTH BIB WITH SIDE STRETCH PANELS
- ADJUSTABLE BIB LENGTH CAN BE SHORTENED BY 1.5" OR 3"
- DOUBLE LAYER WATERPROOF SEAT

3M | **Scotchlite™**
Reflective Material

YKK
Little Purses. Big Difference.

GARMENT WARMTH



SHELL WARM WARMER WARMEST

FIT



SLIM REGULAR RELAXED



ZIP OFF HOOD



JACKET SIZING CHART								
SIZE	S	M	L	XL	2XL	3XL	4XL	5XL
CHEST	37 - 39"	40 - 42"	43 - 45"	46 - 48"	49 - 51"	52 - 54"	55 - 57"	58 - 60"
SLEEVE	32"	33"	34"	35"	36"	36.5"	37"	37.5"

FULL LENGTH BIB
WITH SIDE STRETCH
PANELS

INTERIOR
ZIPPER POCKET
KEEPS ITEMS CLOSE
TO THE BODY FOR
ADDED WARMTH

ADJUSTABLE
LENGTH
LOWER LEG
ADJUSTERS TO
SHORTEN INSEAM

BIB SIZING CHART											
SIZE	S	M	L	XL	2XL	3XL	4XL	5XL	3X SHORT	4X SHORT	5X SHORT
WAIST	28 - 31"	30 - 34"	34 - 38"	38 - 42"	42 - 46"	46 - 50"	50 - 54"	54 - 58"	46 - 50"	50 - 54"	54 - 58"
INSEAM	32"	33"	34"	34"	35"	35"	35"	35"	31½"	31½"	31½"

NEW!



PIVOT 4 JACKET

(SM-2XL) **\$149.95**

(3XL-5XL) **\$159.95**

PIVOT BIB

(SM-2XL) **\$149.95**

(3XL-5XL) **\$169.95**

BLACK/HI-VIZ

JACKET			
SIZE	CHEST	BLK/HVZ	
SM	37-39"	3120-2022	
MD	40-42"	3120-2023	
LG	43-45"	3120-2024	
XL	46-48"	3120-2025	
2XL	49-51"	3120-2026	
3XL	52-54"	3120-2027	

BLUE/HI-VIZ

JACKET			
SIZE	CHEST	BLK/HVZ	
SM	37-39"	3120-2028	
MD	40-42"	3120-2029	
LG	43-45"	3120-2030	
XL	46-48"	3120-2031	
2XL	49-51"	3120-2032	
3XL	52-54"	3120-2033	

BLACK (BIB)

BIB			
SIZE	WAIST	INSEAM	BLACK
SM	28-31"	32"	3130-1164
MD	30-34"	33"	3130-1165
LG	34-38"	34"	3130-1166
XL	38-42"	34"	3130-1167
2XL	42-46"	35"	3130-1168
3XL	46-50"	35"	3130-1169
4XL	50-54"	35"	3130-1170
5XL	54-58"	35"	3130-1171
3X SHORT	46-50"	31½"	3130-1198
4X SHORT	50-54"	31½"	3130-1199
5X SHORT	54-58"	31½"	3130-1200

**BLACK/RED**

JACKET		
SIZE	CHEST	BLK/RED
SM	37-39"	3120-2034
MD	40-42"	3120-2035
LG	43-45"	3120-2036
XL	46-48"	3120-2037
2XL	49-51"	3120-2038
3XL	52-54"	3120-2039

BLACK

JACKET		
SIZE	CHEST	BLACK
SM	37-39"	3120-2040
MD	40-42"	3120-2041
LG	43-45"	3120-2042
XL	46-48"	3120-2043
2XL	49-51"	3120-2044
3XL	52-54"	3120-2045
4XL	55-57"	3120-2046
5XL	58-60"	3120-2047

BLACK/ORANGE

JACKET		
SIZE	CHEST	BLK/ORG
SM	37-39"	3120-2048
MD	40-42"	3120-2049
LG	43-45"	3120-2050
XL	46-48"	3120-2051
2XL	49-51"	3120-2052
3XL	52-54"	3120-2053

NOTE: BIB LENGTH CAN BE SHORTENED BY 1.5" OR 3"

MEN'S
INSULATEDMEN'S
NON-INSULATED

MEN'S GLOVES

BOOTS

WOMEN'S
INSULATEDWOMEN'S
GLOVES

LAYERING

BALACLAVAS

HELMETS

GOOGLES

ACCESSORIES
& CASUALS



The continuation of the highly demanded Pivot line develops into its next stage with Pivot 3. The Pivot keeps the budget conscious rider in mind while still providing them with exceptional quality features like its fully waterproof and insulated 300D polyester chassis. The addition maintains the same material construction that made the Pivot line what it is today but we added a bold look. Now not only are you able to keep more cash in your pocket but you have the choice of two color schemes in the Pivot gear.

MEN'S
INSULATEDMEN'S
NON-INSULATED

MEN'S GLOVES

BOOTS

WOMEN'S
INSULATEDWOMEN'S
GLOVES

LAYERING

BALACLAVAS

HELMETS

GOGGLES

ACCESSORIES
& CASUALS



WATERPROOF



SEALED SEAMS



INSULATED



BREATHABLE

PIVOT 3 INSULATED JACKET (SM-2XL) **\$149.95** / (3XL-5XL) **\$159.95**

PIVOT INSULATED BIB (SM-2XL) **\$149.95**

(3XL-5XL, 3XL SHORT-5XL SHORT) **\$169.95**

- FULLY INSULATED WATERPROOF 300D POLYESTER CHASSIS
- INSULATION FOR MAXIMUM WARMTH PERFORMANCE; 200 GRAMS THROUGHOUT
- MICROPOROUS COATED FABRIC, SEAM SEALING, AND DURABLE WATER REPELLANT COATING ON OUTER SHELL
- SMOOTH AND COMFORTABLE NYLON TAFFETA HANGING LINER IS QUILTED TO HOLD INSULATION IN PLACE
- POCKET PATTERN DESIGN INCLUDES TWO FLEECE LINED HAND WARMER POCKETS AND TWO INTERIOR CARGO POCKETS
- FULL LENGTH SIDE LEG ZIPPERS ON BIB FOR EASY ENTRY/EXIT WITH BOOTS
- FLEECE LINED COLLAR AND INTERIOR SNOW GAITER CUFF
- SIDE LEG ZIPPER ON BIB CAN BE ZIPPED DOWN AT TOP FOR VENTING AND ACCESS TO INTERIOR ZIPPER POCKETS
- FULL LENGTH BIB WITH SIDE STRETCH PANELS
- ADJUSTABLE BIB LENGTH CAN BE SHORTENED BY 1.5" OR 3"
- DOUBLE LAYER WATERPROOF SEAT

3M | **Scotchlite™**
Reflective Material

YKK
Little Parts. Big Difference.™

GARMENT WARMTH



FIT



**200GM OF INSULATION
THROUGHOUT**



JACKET SIZING CHART								
SIZE	S	M	L	XL	2XL	3XL	4XL	5XL
CHEST	37 - 39"	40 - 42"	43 - 45"	46 - 48"	49 - 51"	52 - 54"	55 - 57"	58 - 60"
SLEEVE	32"	33"	34"	35"	36"	36.5"	37"	37.5"

FULL LENGTH BIB
WITH SIDE STRETCH
PANELS

INTERIOR
ZIPPER POCKET
KEEPS ITEMS CLOSE
TO THE BODY FOR
ADDED WARMTH

ADJUSTABLE
LENGTH
LOWER LEG
ADJUSTERS TO
SHORTEN INSEAM

BIB SIZING CHART											
SIZE	S	M	L	XL	2XL	3XL	4XL	5XL	3X SHORT	4X SHORT	5X SHORT
WAIST	28 - 31"	30 - 34"	34 - 38"	38 - 42"	42 - 46"	46 - 50"	50 - 54"	54 - 58"	46 - 50"	50 - 54"	54 - 58"
INSEAM	32"	33"	34"	34"	35"	35"	35"	35"	31½"	31½"	31½"



PIVOT 3 JACKET

(SM-2XL) **\$149.95**

(3XL-5XL) **\$159.95**

PIVOT BIB

(SM-2XL) **\$149.95**

(3XL-5XL) **\$169.95**

BLACK/WHITE

JACKET			
SIZE	CHEST	BLK/WHT	
SM	37-39"	3120-1946	
MD	40-42"	3120-1947	
LG	43-45"	3120-1948	
XL	46-48"	3120-1949	
2XL	49-51"	3120-1950	
3XL	52-54"	3120-1951	
4XL	55-57"	3120-1952	
5XL	58-60"	3120-1953	

BLACK/ORANGE

JACKET			
SIZE	CHEST	BLK/WHT	
SM	37-39"	3120-1954	
MD	40-42"	3120-1955	
LG	43-45"	3120-1956	
XL	46-48"	3120-1957	
2XL	49-51"	3120-1958	
3XL	52-54"	3120-1959	

BLACK (BIB)

BIB			
SIZE	WAIST	INSEAM	BLACK
SM	28-31"	32"	3130-1164
MD	30-34"	33"	3130-1165
LG	34-38"	34"	3130-1166
XL	38-42"	34"	3130-1167
2XL	42-46"	35"	3130-1168
3XL	46-50"	35"	3130-1169
4XL	50-54"	35"	3130-1170
5XL	54-58"	35"	3130-1171
3X SHORT	46-50"	31½"	3130-1198
4X SHORT	50-54"	31½"	3130-1199
5X SHORT	54-58"	31½"	3130-1200

NOTE: BIB LENGTH CAN BE SHORTENED BY 1.5" OR 3"

**BLUE/HI-VIZ**

JACKET		
SIZE	CHEST	BLK/WHT
SM	37-39"	3120-1962
MD	40-42"	3120-1963
LG	43-45"	3120-1964
XL	46-48"	3120-1965
2XL	49-51"	3120-1966
3XL	52-54"	3120-1967

BLACK/GREEN

JACKET		
SIZE	CHEST	BLK/WHT
SM	37-39"	3120-1970
MD	40-42"	3120-1971
LG	43-45"	3120-1972
XL	46-48"	3120-1973
2XL	49-51"	3120-1974
3XL	52-54"	3120-1975

RED/HI-VIZ

JACKET		
SIZE	CHEST	BLK/WHT
SM	37-39"	3120-1978
MD	40-42"	3120-1979
LG	43-45"	3120-1980
XL	46-48"	3120-1981
2XL	49-51"	3120-1982
3XL	52-54"	3120-1983

MEN'S
INSULATEDMEN'S
NON-INSULATED

MEN'S GLOVES

BOOTS

WOMEN'S
INSULATEDWOMEN'S
GLOVES

LAYERING

BALACLAVAS

HELMETS

GOGGLES

ACCESSORIES
& CASUALS

Mech Insulated gear is the premier collection for taking your sled to the most inhospitable of environments. Durability and waterproof properties are standard. Additionally, a venting and insulation package is integrated to keep core temperature in check. Fleece lined cargo pockets, a powder skirt, and a removable liner round out the package. Wear Mech on your next expedition and create your mark on uncharted trails.

MEN'S
INSULATEDMEN'S
NON-INSULATED

MEN'S GLOVES

BOOTS

WOMEN'S
INSULATEDWOMEN'S
GLOVES

LAYERING

BALACLAVAS

HELMETS

GOGGLES

ACCESSORIES
& CASUALS



WATERPROOF



SEALED SEAMS



INSULATED



BREATHABLE



ZIPPERS/VENTS

MECH INSULATED JACKET (SM-3XL) \$295

MECH INSULATED BIB (SM-3XL) \$295

- 3-IN-1 DESIGN PAIRS TWO PINNACLE JACKETS TOGETHER – A WATERPROOF, WIND-PROOF, BREATHABLE SHELL AND A REMOVABLE INSULATED LINER
- NEW THICKER AND MORE DURABLE WATERPROOF, WINDPROOF, BREATHABLE RIPSTOP POLYESTER SHELL CHASSIS WITH 500D CORDURA® NYLON FABRIC IN CRITICAL WEAR AREAS
- MICROPOROUS COATED FABRIC, SEAM SEALING, AND DURABLE WATER REPELLANT COATING ON OUTER SHELL
- REMOVABLE JACKET LINER WITH 3M™ THINSULATE™ INSULATION; 200GM IN FRONT, 150GM IN BACK, 150GM IN SLEEVES; 3M™ THINSULATE™ INSULATION; 120GM THROUGHOUT BIB
- MULTIPLE ZIPPERED COOLING VENTS; UNDER ARM, AND BACK
- REMOVABLE INNER SNOW SKIRT TO SEAL OUT SNOW AND WIND
- FRONT BIB AND TWO INTERIOR UPPER LEG POCKETS PLUS MULTIPLE INTERIOR JACKET POCKETS
- BIB FEATURES FULL LENGTH SIDE LEG ZIPPERS AS WELL AS BOOT GAITERS
- DOUBLE LAYER WATERPROOF SEAT

CORDURA
FABRIC

3M THINSULATE™
Insulation

3M Scotchlite™
Reflective Material

YKK
Little Paris. Big Difference.

GARMENT WARMTH



FIT



3M™ THINSULATE™ INSULATION

- 200GM IN FRONT
- 150GM IN ARMS/BACK



JACKET SIZING CHART						
SIZE	S	M	L	XL	2XL	3XL
CHEST	37 - 39"	40 - 42"	43 - 45"	46 - 48"	49 - 51"	52 - 54"
SLEEVE	32"	33"	34"	35"	36"	36.5"

REMOVABLE BIB

**INTERIOR
ZIPPER POCKET**
KEEPS ITEMS CLOSE
TO THE BODY FOR
ADDED WARMTH

**ADJUSTABLE
LENGTH**
LOWER LEG
ADJUSTERS TO
SHORTEN INSEAM

BIB SIZING CHART						
SIZE	S	M	L	XL	2XL	3XL
WAIST	28 - 31"	30 - 34"	34 - 38"	38 - 42"	42 - 46"	46 - 50"
INSEAM	32"	33"	34"	34"	35"	35"

REMOVABLE INSULATED LINER



REMOVABLE BIB



BLACK

JACKET-(SM-3XL) **\$295.00** BIB-(SM-3XL) **\$295.00**

JACKET			BIB			
SIZE	CHEST	BLACK	SIZE	WAIST	INSEAM	BLACK
SM	37-39"	3120-1707	SM	28-31"	32"	3130-1135
MD	40-42"	3120-1708	MD	30-34"	33"	3130-1136
LG	43-45"	3120-1709	LG	34-38"	34"	3130-1137
XL	46-48"	3120-1710	XL	38-42"	34"	3130-1138
2XL	49-51"	3120-1711	2XL	42-46"	35"	3130-1139
3XL	52-54"	3120-1712	3XL	46-50"	35"	3130-1140

NOTE: BIB LENGTH CAN BE SHORTENED BY 1.5" OR 3"



MEN'S
INSULATED

MEN'S
NON-INSULATED

MEN'S GLOVES

BOOTS

WOMEN'S
INSULATED

WOMEN'S
GLOVES

LAYERING

BALACLAVAS

HELMETS

GOGGLES

ACCESSORIES
& CASUALS



The Summit is the peak, or pinnacle, of any rider's ambitions. To reach the top you need to outfit yourself with the absolute best in gear that is going to perform at a level others only dream about. At Arctiva we know that it doesn't matter where you ride, but how you get there and how your outerwear performs along the way. The Arctiva Summit is the culmination of years of development and miles on the trail. Summit is specifically designed for the budding snowbike market, but is also perfect for back country riders as well. These riders work hard and build up a ton of heat so Summit's combination of light and durable materials allows you to freely maneuver whether you are attacking the track or the mountain.

MEN'S
INSULATEDMEN'S
NON-INSULATED

MEN'S GLOVES

BOOTS

WOMEN'S
INSULATEDWOMEN'S
GLOVES

LAYERING

BALACLAVAS

HELMETS

GOGGLES

ACCESSORIES
& CASUALS



WATERPROOF **SEALED SEAMS** **BREATHABLE** **ZIPPERS/VENTS**

SUMMIT JACKET (SM-2XL) **\$250.00** / (3XL) **\$275.00**

SUMMIT BIB (SM-2XL) **\$250.00** / (3XL) **\$275.00**

- DURABLE WATERPROOF NYLON SHELL CHASSIS WITH 750D NYLON IN CRITICAL WEAR AREAS AND LEATHER OVERLAY INNER KNEE TO CUFF PANELS
- WATERPROOF FABRICS, SEAM SEALING, AND DURABLE WATER REPELLANT COATING ON OUTER SHELL PROVIDES ULTIMATE BARRIER AGAINST WATER, SNOW, AND WIND
- MOISTURE WICKING POLYESTER MESH HANGING LINER
- MULTIPLE ZIPPERED VENTS ON JACKET FOR MAXIMUM TEMPERATURE REGULATION; TWO FRONT, TWO SIDE, ONE BACK
- INNER THIGH VENTS AND BACK THIGH ZIPPER VENTS ON PANT FOR MAXIMUM TEMPERATURE REGULATION
- STRATEGICALLY PLACED RETRO-REFLECTIVE GRAPHICS
- DOUBLE LAYER WATERPROOF SEAT
- 1/4 LENGTH SIDE LEG ZIPPERS FOR EASY ENTRY/EXIT AND ACCESS TO BOOTS
- MULTIPLE ZIPPER POCKETS ON BOTH JACKET AND PANT
- SIDE WAIST ADJUSTERS FOR ULTIMATE FIT ADJUSTMENT
- INTERIOR CUFF SNOW GAITER KEEPS WARMTH IN AND BLOCKS OUT SNOW AND WIND
- ADJUSTABLE CUFF CLOSURE CAN BE TIGHTENED TO HOLD CUFF UP AND IN AROUND BOOTS
- YKK® ZIPPERS

3M | **Scotchlite™**
Reflective Material

YKK
Little Parts. Big Difference.

GARMENT WARMTH



FIT



JACKET SIZING CHART						
SIZE	S	M	L	XL	2XL	3XL
CHEST	37 - 38"	39 - 40"	41 - 42"	43 - 44"	45 - 46"	47 - 48"
SLEEVE	32"	33"	34"	35"	36"	36.5"



FULL LENGTH
SIDE LEG ZIPPER

PANT SIZING CHART

SIZE	30	32	34	36	38	40
WAIST	28 - 32"	30 - 34"	32 - 36"	34 - 38"	36 - 40"	38 - 42"
INSEAM	32"	33"	34"	34"	34"	34"

MEN'S
INSULATED

MEN'S
NON-INSULATED

MEN'S GLOVES

BOOTS

WOMEN'S
INSULATED

WOMEN'S
GLOVES

LAYERING

BALACLAVAS

HELMETS

GOGGLES

ACCESSORIES
& CASUALS



BLACK/WHITE

JACKET-(SM-2XL) \$250.00 (3XL) \$275.00

PANT-(30-38) \$250.00 (40) \$275.00

JACKET - \$			PANT			
SIZE	CHEST	BLK/WHT	SIZE	WAIST	INSEAM	BLK/WHT
SM	37-38"	3120-1930	30	28-32"	32"	3130-1209
MD	39-40"	3120-1931	32	30-34"	33"	3130-1210
LG	41-42"	3120-1932	34	32-36"	34"	3130-1211
XL	43-44"	3120-1933	36	34-38"	34"	3130-1212
2XL	45-46"	3120-1934	38	36-40"	34"	3130-1213
3XL	47-48"	3120-1935	40	38-42"	34"	3130-1214



BLACK/HI-VIZ

JACKET-(SM-2XL) \$250.00 (3XL) \$275.00

PANT-(30-38) \$250.00 (40) \$275.00

JACKET			PANT			
SIZE	CHEST	BLK/HI-VIZ	SIZE	WAIST	INSEAM	BLK/HI-VIZ
SM	37-38"	3120-1936	30	28-32"	32"	3130-1215
MD	39-40"	3120-1937	32	30-34"	33"	3130-1216
LG	41-42"	3120-1938	34	32-36"	34"	3130-1217
XL	43-44"	3120-1939	36	34-38"	34"	3130-1218
2XL	45-46"	3120-1940	38	36-40"	34"	3130-1219
3XL	47-48"	3120-1941	40	38-42"	34"	3130-1220

MEN'S
INSULATEDMEN'S
NON-INSULATED

MEN'S GLOVES

BOOTS

WOMEN'S
INSULATEDWOMEN'S
GLOVES

LAYERING

BALACLAVAS

HELMETS

GOGGLES

ACCESSORIES
& CASUALS

QUEST GLOVE

- LIGHTLY INSULATED, WATERPROOF, WINDPROOF, BREATHABLE, LONG GAUNTLET CHASSIS
- WATERPROOF, BREATHABLE HIPORA™ MEMBRANE LINER
- WATERPROOF LEATHER PALM ADHERED TO LINER MATERIALS
- 3M THINSULATE™ INSULATION 150 GRAMS IN BACKHAND
- PRE-CURVED PATTERN AND IMPROVED FINGER DESIGN
- SILICON GOGGLE WIPER ON LEFT INDEX FINGER

3M THINSULATE™
Insulation

3M Scotchlite™
Reflective Material

HIPORA®

QUEST GLOVE \$75.00

SIZE	BLACK	BLK/WHT	BLK/HYL
SM	3340-1300	3340-1305	3340-1310
MD	3340-1301	3340-1306	3340-1311
LG	3340-1302	3340-1307	3340-1312
XL	3340-1303	3340-1308	3340-1313
2XL	3340-1304	3340-1309	3340-1314



GARMENT WARMTH

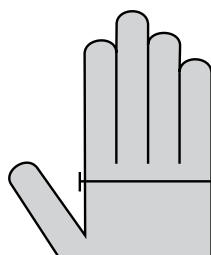


BLACK/WHITE

BLACK/HI-VIZ



BLACK



MENS GLOVE SIZING CHART							
SIZE	S	M	L	XL	2XL	3X	4X
INCHES	2 ¾"	3 ¼"	3 ¾"	4 ¼"	4 ¾"	5 ¼"	5 ¾"

NEW!

BLACK/HI-VIZ



ROVE GLOVE

- LIGHTLY INSULATED, WATER RESISTANT, WINDPROOF, PERFORMANCE FIT SHORT LENGTH CHASSIS
- WATERPROOF, BREATHABLE HIPORA™ MEMBRANE LINER
- WATERPROOF LEATHER PALM ADHERED TO LINER MATERIALS
- THIN LAYER, 150GM OF 3M™ THINSULATE™ INSULATION IN BACKHAND
- PRE-CURVED PATTERN AND IMPROVED FINGER DESIGN
- ADJUSTABLE CUFF

3M THINSULATE™ Insulation HIPORA®

ROVE GLOVE \$69.00

SIZE	BLACK	BLK/HI-VIZ
SM	3340-1363	3340-1369
MD	3340-1364	3340-1370
LG	3340-1365	3340-1371
XL	3340-1366	3340-1372
2XL	3340-1367	3340-1373
3XL	3340-1368	3340-1374



GARMENT WARMTH



BLACK



NEW!

BLUE/BLACK



SC1 GLOVE

- SNOWBIKE AND SNOWCROSS RACE INSPIRED, WATER RESISTANT, PERFORMANCE FIT, SHORT CUFF LENGTH MX STYLE CHASSIS
- SINGLE LAYER, WATER RESISTANT LEATHER PALM TO MAXIMIZE FEEL AND GRIP
- THIN FLEECE LINING AT INSIDE TOP HAND FOR ADDED WARMTH WITHOUT THE BULK
- PRE-CURVED PATTERN AND FINGER DESIGN FOR ERGONOMIC FIT
- SLIM CUFF WITH ADJUSTABLE HOOK AND LOOP
- GREAT GLOVE FOR SNOWCROSS RACING, SPRING BACKCOUNTRY RIDING, OR RIDING WITH GRIP GAUNTLETS

SC1 GLOVE \$35.00

SIZE	BLACK	BLU/BLK	BLK/HI-VIZ
SM	3340-1375	3340-1381	3340-1387
MD	3340-1376	3340-1382	3340-1388
LG	3340-1377	3340-1383	3340-1389
XL	3340-1378	3340-1384	3340-1390
2XL	3340-1379	3340-1385	3340-1391
3XL	3340-1380	3340-1386	3340-1392

GARMENT WARMTH



BLACK



BLACK/HI-VIZ

MEN'S
INSULATED

MEN'S
NON-INSULATED

MEN'S GLOVES

BOOTS

WOMEN'S
INSULATED

WOMEN'S
GLOVES

LAYERING

BALACLAVAS

HELMETS

GOGGLES

ACCESSORIES
& CASUALS

MERIDIAN GLOVE

- FULLY INSULATED, WATERPROOF, WINDPROOF, BREATHABLE, LONG GAUNTLET CHASSIS
- 3M™ THINSULATE™ INSULATION; 200GM IN TOP HAND AND THUMB, 100GM IN PALM AND FINGERS
- WATERPROOF, BREATHABLE HIPORA™ MEMBRANE LINER
- WATERPROOF LEATHER PALM ADHERED TO LINER MATERIALS
- PRE-CURVED PATTERN AND IMPROVED FINGER DESIGN
- ADJUSTABLE WRIST AND CUFF
- TOP HAND POCKET FOR HEAT PACK OR VENTING

3M THINSULATE™ 3M | Scotchlite™ HIPORA®

MERIDIAN GLOVE \$85

SIZE	BLACK	BLK/HI-VIZ
SM	3340-1200	3340-1206
MD	3340-1201	3340-1207
LG	3340-1202	3340-1208
XL	3340-1203	3340-1209
2XL	3340-1204	3340-1210
3XL	3340-1205	3340-1211

GARMENT WARMTH



BLACK



BLACK/HI-VIZ



NEW!

PIVOT CLAW MITTEN

- FULLY INSULATED, WATERPROOF, WINDPROOF, BREATHABLE, LONG GAUNTLET CHASSIS
- 3M™ THINSULATE™ INSULATION; 250GM IN TOP HAND AND THUMB, 150GM IN PALM AND FINGERS
- WATERPROOF, BREATHABLE HIPORA™ MEMBRANE LINER
- WATERPROOF CLARINO™ PALM FOR DURABILITY AND GRIP
- ADJUSTABLE WRIST AND CUFF

3M THINSULATE™ 3M | Scotchlite™

HIPORA® Clarino™

PIVOT CLAW & MITTEN \$49.95

SIZE	CLAW	MITTEN
SM	3340-1357	3340-1351
MD	3340-1358	3340-1352
LG	3340-1359	3340-1353
XL	3340-1360	3340-1354
2XL	3340-1361	3340-1355
3XL	3340-1362	3340-1356

GARMENT WARMTH



CLAW

MITTEN





BLACK

PIVOT GLOVE

- FULLY INSULATED, WATERPROOF, WINDPROOF, BREATHABLE, LONG GAUNTLET CHASSIS
- 3M™ THINSULATE™ INSULATION; 200GM IN TOP HAND AND THUMB, 100GM IN PALM AND FINGERS
- WATERPROOF, BREATHABLE HIPORA™ MEMBRANE LINER
- WATERPROOF CLARINO™ PALM FOR DURABILITY AND GRIP
- ADJUSTABLE WRIST AND CUFF
- SILICON GOGGLE WIPER ON LEFT INDEX FINGER

3M THINSULATE™ 3M | Scotchlite™
Insulation Reflective Material

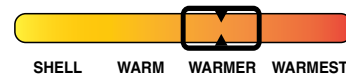
HIPORA® Clarino™

PIVOT GLOVE \$49.95

SIZE	BLACK	BLK/ORG	BLK/HYL	BLK/RED	BLK/GRN	BLK/WHT
SM	3340-1315	3340-1321	3340-1327	3340-1333	3340-1339	3340-1345
MD	3340-1316	3340-1322	3340-1328	3340-1334	3340-1340	3340-1346
LG	3340-1317	3340-1323	3340-1329	3340-1335	3340-1341	3340-1347
XL	3340-1318	3340-1324	3340-1330	3340-1336	3340-1342	3340-1348
2XL	3340-1319	3340-1325	3340-1331	3340-1337	3340-1343	3340-1349
3XL	3340-1320	3340-1326	3340-1332	3340-1338	3340-1344	3340-1350



GARMENT WARMTH



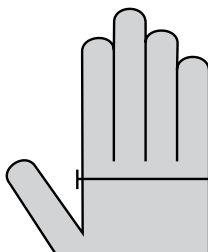
BLACK/ORANGE

BLACK/HI-VIZ

BLACK/RED

BLACK/GREEN

BLACK/WHITE



MENS GLOVE SIZING CHART							
SIZE	S	M	L	XL	2XL	3X	4X
INCHES	2 ¾"	3 ¼"	3 ¾"	4 ¼"	4 ¾"	5 ¼"	5 ¾"

MEN'S
INSULATED

MEN'S
NON-INSULATED

MEN'S GLOVES

BOOTS

WOMEN'S
INSULATED

WOMEN'S
GLOVES

LAYERING

BALACLAVAS

HELMETS

GOGGLES

ACCESSORIES
& CASUALS

ADVANCE BOOT

Progressing our boot lineup is just what we did with the new Advance boot. You never have to fear riding with cold, wet feet again because this boot is equipped with 3M Thinsulate™ branded insulation and a fully waterproof liner to keep your feet dry and warm in all weather conditions. We also further enhanced this boot with an extra high-loft fleece lining to make this boot one of the most comfortable snow boots on the market. The 12 inch tall boot was developed with the devoted snowmobile rider in mind, with excellent mobility, good support, and walkability.

RATED TO -40° F (-40° C)

- 600GM OF 3M THINSULATE™ INSULATION; 200GM BOOT, 400GM INSOLE, 5.2LBS/PAIR
- DESIGNED WITH EXCELLENT MOBILITY FOR TRAIL RIDERS WITH GOOD SUPPORT AND WALKABILITY
- INSULATION IS PROTECTED FROM THE ELEMENTS INSIDE WATER-PROOF MEMBRANE FOR MAXIMUM WARMTH EFFICIENCY
- 12" TALL; WATERPROOF
- DURABLE RUBBER TRACTION OUTSOLE
- RUBBER MOLDED OVERLAY TOE, HEEL AND INSIDE
- HIGH-LOFT FLEECE LINING
- REMOVABLE INSULATED INSOLE

3M
Thinsulate
INSULATION

ADVANCE BOOT \$169.95

SIZE	BLACK	BLK/HVZ
8	3420-0641	3420-0648
9	3420-0642	3420-0649
10	3420-0643	3420-0650
11	3420-0644	3420-0651
12	3420-0645	3420-0652
13	3420-0646	3420-0653
14	3420-0647	3420-0654

REPLACEMENT INSULATED INSOLE \$24.95

SIZE	BLACK
8	3430-0935
9	3430-0936
10	3430-0937
11	3430-0938
12	3430-0939
13	3430-0940
14	3430-0941

REPLACEMENT LACE \$4.95

SIZE	BLACK	HI-VIZ
8-9	3430-0942	3430-0944
10-14	3430-0943	3430-0945



INSULATED INSOLE
ADDED INSULATION FOR TOE BOX
AND BOTTOM OF FOOT



MEN'S
INSULATED

MEN'S
NON-INSULATED

MEN'S GLOVES

BOOTS

WOMEN'S
INSULATED

WOMEN'S
GLOVES

LAYERING

BALACLAVAS

HELMETS

GOGGLES

ACCESSORIES
& CASUALS



Combining a mixture of trail and race-inspired features, Arctiva is proud to announce our new LAT-48 gear. This offering was built with direct feedback from our Mountain Development Team and performance was a top priority. With its fully waterproof and durable polyester chassis, LAT-48 will cruise through the harshest weather conditions while on your sled, but won't compromise stellar looks in the lodge at night. 3M insulation keeps the elements at bay and is generously proportioned through the jackets and bibs. While LAT-48 is the perfect choice for those of us who want to spend our days carving new terrain, it also functions perfectly for riders who attack open trails as well.

MEN'S
INSULATEDMEN'S
NON-INSULATED

MEN'S GLOVES

BOOTS

WOMEN'S
INSULATEDWOMEN'S
GLOVES

LAYERING

BALACLAVAS

HELMETS

GOGGLES

ACCESSORIES
& CASUALS

LAT48 WOMEN'S INSULATED



WATERPROOF



SEALED SEAMS



INSULATED



BREATHABLE



ZIPPERS/VENTS

LAT48 WOMENS INSULATED JACKET \$225.00

LAT48 WOMENS INSULATED BIB \$225.00

- FULLY WATERPROOF AND INSULATED, DURABLE POLYESTER CHASSIS WITH HEAVIER 600D POLYESTER ON SHOULDERS
- MICROPOROUS COATED WATERPROOF FABRIC, SEAM SEALING, AND DURABLE WATER REPELLANT COATING ON OUTER SHELL
- 3M THINSULATE™ INSULATION FOR MAXIMUM WARMTH PERFORMANCE WITHOUT THE BULK; 200 GRAMS IN FRONT, 150 GRAMS IN BACK, 150 GRAMS IN SLEEVES IN JACKET; 120 GRAMS THROUGHOUT BIB
- YKK® ZIPPER VENTS AT UNDERARM; FULL LENGTH SIDE LEG ZIPPERS ON BIB; ADJUSTABLE WAIST
- DOUBLE LAYER WATERPROOF SEAT
- 3M SCOTCHLITE™ STRATEGICALLY PLACED RETRO-REFLECTIVE GRAPHICS
- ADJUSTABLE INSEAM CAN BE SHORTENED BY 1.5 INCHES OR 3 INCHES

3M THINSULATE™
Insulation

3M | Scotchlite™
Reflective Material


YKK
Little Parts. Big Difference.

GARMENT WARMTH



SHELL WARM WARMER WARMEST

FIT



SLIM REGULAR RELAXED

3M™ THINSULATE™ INSULATION

- 200GM IN FRONT
- 150GM IN ARMS/BACK



JACKET SIZING CHART

SIZE	SM	MD	LG	XL	2XL
CHEST	34 - 35"	36 - 38"	39 - 41"	42 - 44"	45 - 47"
SLEEVE	31.5"	32"	33"	33.5"	34"

REMOVABLE
HOOD & BIB

FULL LENGTH
SIDE LEG ZIPPER

**3M™ THINSULATE™
INSULATION**
• 120GM IN BIB

**ADJUSTABLE
LENGTH**
LOWER LEG
ADJUSTERS TO
SHORTEN INSEAM

BIB SIZING CHART					
SIZE	SM	MD	LG	XL	2XL
WAIST	27 - 28"	29 - 30"	31 - 33"	34 - 36"	37 - 39"
HIPS	37 - 38"	39 - 40"	41 - 43"	44 - 46"	47 - 49"
INSEAM	31"	31"	32"	32"	33"

MEN'S
INSULATEDMEN'S
NON-INSULATED

MEN'S GLOVES

BOOTS

WOMEN'S
INSULATEDWOMEN'S
GLOVES

LAYERING

BALACLAVAS

HELMETS

GOGGLES

ACCESSORIES
& CASUALS



BLACK/MINT

JACKET- \$225.00 BIB- \$225.00

JACKET				BIB					
SIZE	SIZE	CHEST	BLK/MNT	SIZE	SIZE	WAIST	HIPS	INSEAM	BLK/MNT
SM	6-8	34-35"	3121-0741	SM	6-8	27-28"	37-38"	31"	3131-0516
MD	10-12	36-38"	3121-0742	MD	10-12	29-30"	39-40"	31"	3131-0517
LG	14-16	39-41"	3121-0743	LG	14-16	31-33"	41-43"	32"	3131-0518
XL	18-20	42-44"	3121-0744	XL	18-20	34-36"	44-46"	32"	3131-0519
2XL	22-24	45-47"	3121-0745	2XL	22-24	37-39"	47-49"	33"	3131-0520

NOTE: BIB LENGTH CAN BE SHORTENED BY 1.5" OR 3"



BLACK/WHITE

JACKET- \$225.00 BIB- \$225.00

JACKET				BIB					
SIZE	SIZE	CHEST	BLK/WHIT	SIZE	SIZE	WAIST	HIPS	INSEAM	BLK/WHIT
SM	6-8	34-35"	3121-0746	SM	6-8	27-28"	37-38"	31"	3131-0521
MD	10-12	36-38"	3121-0747	MD	10-12	29-30"	39-40"	31"	3131-0522
LG	14-16	39-41"	3121-0748	LG	14-16	31-33"	41-43"	32"	3131-0523
XL	18-20	42-44"	3121-0749	XL	18-20	34-36"	44-46"	32"	3131-0524
2XL	22-24	45-47"	3121-0750	2XL	22-24	37-39"	47-49"	33"	3131-0525

NOTE: BIB LENGTH CAN BE SHORTENED BY 1.5" OR 3"

MEN'S
INSULATEDMEN'S
NON-INSULATED

MEN'S GLOVES

BOOTS

WOMEN'S
INSULATEDWOMEN'S
GLOVES

LAYERING

BALACLAVAS

HELMETS

GOGGLES

ACCESSORIES
& CASUALS



NEW!

The continuation of the highly demanded Pivot line develops into its next stage with Pivot 4. The Pivot keeps the budget conscious rider in mind while still providing them with exceptional quality features like its fully waterproof and insulated 300D polyester chassis. The new addition maintains the same material construction that made the Pivot line what it is today but we added a bold new look. Now not only are you able to keep more cash in your pocket but you have the choice of two color schemes in the Pivot gear.

MEN'S
INSULATEDMEN'S
NON-INSULATED

MEN'S GLOVES

BOOTS

WOMEN'S
INSULATEDWOMEN'S
GLOVES

LAYERING

BALACLAVAS

HELMETS

GOGGLES

ACCESSORIES
& CASUALS

NEW!



WATERPROOF



SEALED SEAMS



INSULATED



BREATHABLE

PIVOT 3 WOMEN'S INSULATED JACKET (XS-2XL) \$149.95

PIVOT WOMEN'S INSULATED BIB (XS-2XL) \$149.95

- FULLY INSULATED WATERPROOF 300D POLYESTER CHASSIS
- ZIP OFF HOOD
- INSULATION FOR MAXIMUM WARMTH PERFORMANCE; 200 GRAMS THROUGHOUT
- MICROPOROUS COATED FABRIC, SEAM SEALING, AND DURABLE WATER REPELLANT COATING ON OUTER SHELL
- SMOOTH AND COMFORTABLE NYLON TAFFETA HANGING LINER IS QUILTED TO HOLD INSULATION IN PLACE
- POCKET PATTERN DESIGN INCLUDES TWO FLEECE LINED HAND WARMER POCKETS AND TWO INTERIOR CARGO POCKETS
- FULL LENGTH SIDE LEG ZIPPERS ON BIB FOR EASY ENTRY/EXIT WITH BOOTS
- FLEECE LINED COLLAR AND INTERIOR SNOW GAITER CUFF
- SIDE LEG ZIPPER ON BIB CAN BE ZIPPED DOWN AT TOP FOR VENTING AND ACCESS TO INTERIOR ZIPPER POCKETS
- FULL LENGTH BIB WITH SIDE STRETCH PANELS
- ADJUSTABLE BIB LENGTH CAN BE SHORTENED BY 1.5" OR 3"
- DOUBLE LAYER WATERPROOF SEAT

3M | **Scotchlite™**
Reflective Material

YKK
Little Parts. Big Difference.

GARMENT WARMTH



SHELL WARM WARMER WARMEST

FIT



SLIM REGULAR RELAXED

**200GM INSULATION
THROUGHOUT**



JACKET SIZING CHART						
SIZE	XS	SM	MD	LG	XL	2XL
CHEST	32 - 33"	34 - 35"	36 - 38"	39 - 41"	42 - 44"	45 - 47"
SLEEVE	31"	31.5"	32"	33"	33.5"	34"

FULL LENGTH BIB
WITH SIDE STRETCH
PANELS

**INTERIOR
ZIPPER POCKET**
KEEPS ITEMS CLOSE
TO THE BODY FOR
ADDED WARMTH

**ADJUSTABLE
LENGTH**
LOWER LEG
ADJUSTERS TO
SHORTEN INSEAM

MEN'S
INSULATEDMEN'S
NON-INSULATED

MEN'S GLOVES

BOOTS

WOMEN'S
INSULATEDWOMEN'S
GLOVES

LAYERING

BALACLAVAS

HELMETS

GOGGLES

ACCESSORIES
& CASUALS

BIB SIZING CHART

SIZE	XS	SM	MD	LG	XL	2XL
WAIST	25 - 26"	27 - 28"	29 - 30"	31 - 33"	34 - 36"	37 - 39"
HIPS	34 - 36"	37 - 38"	39 - 40"	41 - 43"	44 - 46"	47 - 49"
INSEAM	30"	31"	31"	32"	32"	33"

NEW!



BLUE

JACKET- \$149.95

JACKET			
SIZE	SIZE	CHEST	BLUE
XS	2-4	32-33"	3121-0772
SM	6-8	34-35"	3121-0773
MD	10-12	36-38"	3121-0774
LG	14-16	39-41"	3121-0775
XL	18-20	42-44"	3121-0776
2X	22-24	45-47"	3121-0777

CORAL

JACKET- \$149.95

JACKET			
SIZE	SIZE	CHEST	PINK
XS	2-4	32-33"	3121-0778
SM	6-8	34-35"	3121-0779
MD	10-12	36-38"	3121-0780
LG	14-16	39-41"	3121-0781
XL	18-20	42-44"	3121-0782
2X	22-24	45-47"	3121-0783

**BLACK****JACKET- \$149.95**

JACKET				
SIZE	SIZE	CHEST	BLACK	
XS	2-4	32-33"	3121-0784	
SM	6-8	34-35"	3121-0785	
MD	10-12	36-38"	3121-0786	
LG	14-16	39-41"	3121-0787	
XL	18-20	42-44"	3121-0788	
2X	22-24	45-47"	3121-0789	

BLACK (BIB)**BIB- \$149.95**

BIB						
SIZE	SIZE	WAIST	HIPS	INSEAM	BLACK	
XS	2-4	25-26"	34-36"	30"	3131-0496	
SM	6-8	27-28"	37-38"	31"	3131-0497	
MD	10-12	29-30"	39-40"	31"	3131-0498	
LG	14-16	31-33"	41-43"	32"	3131-0499	
XL	18-20	34-36"	44-46"	32"	3131-0500	
2X	22-24	37-39"	47-49"	33"	3131-0501	

NOTE: BIB LENGTH CAN BE SHORTENED BY 1.5" OR 3"

MEN'S
INSULATEDMEN'S
NON-INSULATED

MEN'S GLOVES

BOOTS

WOMEN'S
INSULATEDWOMEN'S
GLOVES

LAYERING

BALACLAVAS

HELMETS

GOGGLES

ACCESSORIES
& CASUALS



The continuation of the highly demanded Pivot line develops into its next stage with Pivot 3. The Pivot keeps the budget conscious rider in mind while still providing them with exceptional quality features like its fully waterproof and insulated 300D polyester chassis. Maintains the same material construction that made the Pivot line what it is today but we added a bold look. Now not only are you able to keep more cash in your pocket but you have the choice of three design schemes in the Pivot gear.

MEN'S
INSULATEDMEN'S
NON-INSULATED

MEN'S GLOVES

BOOTS

WOMEN'S
INSULATEDWOMEN'S
GLOVES

LAYERING

BALACLAVAS

HELMETS

GOGGLES

ACCESSORIES
& CASUALS

PIVOT 3 WOMEN'S INSULATED



WATERPROOF



SEALED SEAMS



INSULATED



BREATHABLE

PIVOT 3 WOMEN'S INSULATED JACKET (XS-2XL) \$149.95

PIVOT WOMEN'S INSULATED BIB (XS-2XL) \$149.95

- FULLY INSULATED WATERPROOF 300D POLYESTER CHASSIS
- INSULATION FOR MAXIMUM WARMTH PERFORMANCE; 200 GRAMS THROUGHOUT
- MICROPOROUS COATED FABRIC, SEAM SEALING, AND DURABLE WATER REPELLANT COATING ON OUTER SHELL
- SMOOTH AND COMFORTABLE NYLON TAFFETA HANGING LINER IS QUILTED TO HOLD INSULATION IN PLACE
- POCKET PATTERN DESIGN INCLUDES TWO FLEECE LINED HAND WARMER POCKETS AND TWO INTERIOR CARGO POCKETS
- FULL LENGTH SIDE LEG ZIPPERS ON BIB FOR EASY ENTRY/EXIT WITH BOOTS
- FLEECE LINED COLLAR AND INTERIOR SNOW GAITER CUFF
- SIDE LEG ZIPPER ON BIB CAN BE ZIPPED DOWN AT TOP FOR VENTING AND ACCESS TO INTERIOR ZIPPER POCKETS
- FULL LENGTH BIB WITH SIDE STRETCH PANELS
- ADJUSTABLE BIB LENGTH CAN BE SHORTENED BY 1.5" OR 3"
- DOUBLE LAYER WATERPROOF SEAT

3M | **Scotchlite™**
Reflective Material

YKK
Little Parts. Big Difference.

GARMENT WARMTH



SHELL WARM WARMER WARMEST

FIT



SLIM REGULAR RELAXED

**200GM INSULATION
THROUGHOUT**



JACKET SIZING CHART						
SIZE	XS	SM	MD	LG	XL	2XL
CHEST	32 - 33"	34 - 35"	36 - 38"	39 - 41"	42 - 44"	45 - 47"
SLEEVE	31"	31.5"	32"	33"	33.5"	34"

FULL LENGTH BIB
WITH SIDE STRETCH
PANELS

INTERIOR
ZIPPER POCKET
KEEPS ITEMS CLOSE
TO THE BODY FOR
ADDED WARMTH

ADJUSTABLE
LENGTH
LOWER LEG
ADJUSTERS TO
SHORTEN INSEAM

BIB SIZING CHART

SIZE	XS	SM	MD	LG	XL	2XL
WAIST	25 - 26"	27 - 28"	29 - 30"	31 - 33"	34 - 36"	37 - 39"
HIPS	34 - 36"	37 - 38"	39 - 40"	41 - 43"	44 - 46"	47 - 49"
INSEAM	30"	31"	31"	32"	32"	33"

MEN'S
INSULATEDMEN'S
NON-INSULATED

MEN'S GLOVES

BOOTS

WOMEN'S
INSULATEDWOMEN'S
GLOVES

LAYERING

BALACLAVAS

HELMETS

GOGGLES

ACCESSORIES
& CASUALS

PIVOT 3 WOMEN'S INSULATED



BLACK/WHITE

JACKET- \$149.95

JACKET			
SIZE	SIZE	CHEST	BLK/WHT
XS	2-4	32-33"	3121-0769
SM	6-8	34-35"	3121-0726
MD	10-12	36-38"	3121-0727
LG	14-16	39-41"	3121-0728
XL	18-20	42-44"	3121-0729
2X	22-24	45-47"	3121-0730

BLACK/MINT

JACKET- \$149.95

JACKET			
SIZE	SIZE	CHEST	BLK/PUR
XS	2-4	32-33"	3121-0770
SM	6-8	34-35"	3121-0731
MD	10-12	36-38"	3121-0732
LG	14-16	39-41"	3121-0733
XL	18-20	42-44"	3121-0734
2X	22-24	45-47"	3121-0735

BLACK/PINK

JACKET- \$149.95

JACKET			
SIZE	SIZE	CHEST	BLK/PUR
XS	2-4	32-33"	3121-0771
SM	6-8	34-35"	3121-0736
MD	10-12	36-38"	3121-0737
LG	14-16	39-41"	3121-0738
XL	18-20	42-44"	3121-0739
2X	22-24	45-47"	3121-0740

BLACK (BIB)

BIB- \$149.95

BIB					
SIZE	SIZE	WAIST	HIPS	INSEAM	BLACK
XS	2-4	25-26"	34-36"	30"	3131-0496
SM	6-8	27-28"	37-38"	31"	3131-0497
MD	10-12	29-30"	39-40"	31"	3131-0498
LG	14-16	31-33"	41-43"	32"	3131-0499
XL	18-20	34-36"	44-46"	32"	3131-0500
2X	22-24	37-39"	47-49"	33"	3131-0501

NOTE: BIB LENGTH CAN BE SHORTENED BY 1.5" OR 3"

MEN'S
INSULATED

MEN'S
NON-INSULATED

MEN'S GLOVES

BOOTS

WOMEN'S
INSULATED

WOMEN'S
GLOVES

LAYERING

BALACLAVAS

HELMETS

GOGGLES

ACCESSORIES
& CASUALS



PIVOT WOMEN'S GLOVE

- FULLY INSULATED, WATERPROOF, WINDPROOF, BREATHABLE, LONG GAUNTLET CHASSIS
- 3M™ THINSULATE™ INSULATION; 250GM IN TOP HAND AND THUMB, 200GM IN PALM AND FINGERS
- WATERPROOF, BREATHABLE HIPORA™ MEMBRANE LINER
- WATERPROOF CLARINO™ PALM
- ADJUSTABLE WRIST AND CUFF
- STRATEGICALLY PLACED 3M™ SCOTCHLITE™ RETRO-REFLECTIVE GRAPHICS
- SILICONE GOGGLE WIPER ON LEFT INDEX FINGER



3M THINSULATE™ 3M | Scotchlite™ HIPORA® Clarino.

PIVOT WOMEN'S GLOVE \$49.95

SIZE	BLK/MNT	BLK/WHT	BLK/PNK	BLACK
SM	3341-0396	3341-0401	3341-0406	3341-0411
MD	3341-0397	3341-0402	3341-0407	3341-0412
LG	3341-0398	3341-0403	3341-0408	3341-0413
XL	3341-0399	3341-0404	3341-0409	3341-0414
2XL	3341-0400	3341-0405	3341-0410	3341-0415



GARMENT WARMTH



PIVOT WOMEN'S MITTEN

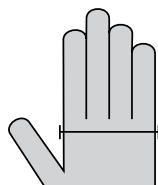
- FULLY INSULATED, WATERPROOF, WINDPROOF, BREATHABLE, LONG GAUNTLET CHASSIS
- 3M™ THINSULATE™ INSULATION; 250GM IN TOP HAND AND THUMB, 150GM IN PALM
- WATERPROOF, BREATHABLE HIPORA™ MEMBRANE LINER
- WATERPROOF CLARINO™ PALM
- STRATEGICALLY PLACED 3M™ SCOTCHLITE™ RETRO-REFLECTIVE GRAPHICS
- ADJUSTABLE WRIST AND CUFF

3M THINSULATE™ 3M | Scotchlite™ HIPORA® Clarino.

PIVOT WOMEN'S MITTEN \$49.95

SIZE	BLACK
SM	3341-0391
MD	3341-0392
LG	3341-0393
XL	3341-0394
2XL	3341-0395

GARMENT WARMTH



WOMENS GLOVE SIZING CHART					
SIZE	S	M	L	XL	2XL
INCHES	2 1/8"	3 5/8"	3"	4"	4 1/2"



MEN'S INSULATED

MEN'S NON-INSULATED

MEN'S GLOVES

BOOTS

WOMEN'S INSULATED

WOMEN'S GLOVES

LAYERING

BALACLAVAS

HELMETS

GOGGLES

ACCESSORIES & CASUALS



LAYERING SYSTEM

A proper Layering System is the key to staying warm and dry while riding. Choosing the right layering garments is the first step towards this goal. Cotton based products are absolutely not part of a Layering System. This includes sweatshirts and denim products.

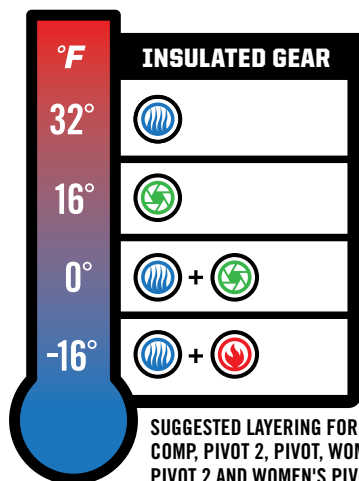
During the activity of snowmobiling you generate moisture (sweat). The harder you ride, the more moisture you generate. Cotton products trap this moisture, which in turn, transmits cold directly to your body.

SIZING CHART LAYERING

	SIZES	X-SMALL	SMALL	MEDIUM	LARGE	XL	2XL
MENS	TOP-CHEST	-	34-36	38-40	42-44	46-48	50-52
	BOTTOM-WAIST	-	28-30	32-34	36-38	40-42	44-46
WOMENS		[0-2]	[4-6]	[8-10]	[12-14]	[16]	[18]
	TOP-BUST	29-32	33-35	36-38	39-41	42-43	44-46
	BOTTOM-WAIST	27-28½	29-30½	31-32½	33-34½	35-36½	37-38½



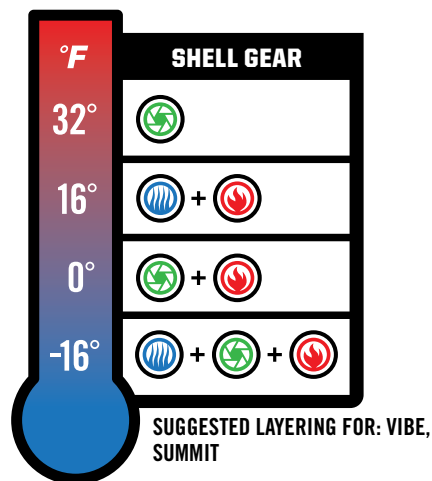
EVAPORATOR



REGULATOR



INSULATOR





MEN'S
INSULATED

MEN'S
NON-INSULATED

MEN'S GLOVES

BOOTS

WOMEN'S
INSULATED

WOMEN'S
GLOVES

LAYERING

BALACLAVAS

HELMETS

GOGGLES

ACCESSORIES
& CASUALS

NEW!



MECH MID-LAYER VEST & JACKET

The warmest of mid-layers, the Mech will provide comfort in the extreme weather conditions. Designed to be worn under the snow jacket - pair with the Vibe, Summit, or Comp series jackets. Rolls up easily to store easily on the trail.

- INSULATED MID-LAYER LINER
- BREATHABLE, LIGHTWEIGHT SHELL CHASSIS FOR EASY PACKABILITY AND MAXIMUM COMFORT AND WARMTH WITHOUT THE WEIGHT
- FLEECE LINED HAND Warmer POCKETS AND CHEST POCKET FOR EASY ACCESS STORAGE
- INTERIOR POCKET FOR ADDED STORAGE CAPACITY
- LOW PROFILE CUFF DESIGN FITS NICELY UNDER OVER JACKET
- YKK® ZIPPERS

MID-LAYER VEST \$75.00
MID-LAYER JACKET \$95.00

SIZE	VEST	JACKET
SM	2830-0528	3120-1876
MD	2830-0529	3120-1877
LG	2830-0530	3120-1878
XL	2830-0531	3120-1879
2XL	2830-0532	3120-1880
3XL	2830-0533	3120-1881

SOFTSHELL JACKET & PANT

When it's to just too cold for traditional base layers the Arctiva soft shell jacket and pant are there for you. When used in conjunction with our other layering pieces, the three layer, windproof/water resistant soft shell jacket and pant will keep you warm and dry in the harshest conditions. Styled after casual pieces, the soft shell jacket and pant can also pull double duty when getting to/from the trailhead as well as at your rest stops when technical outerwear is not necessary

- WIND/WATER/ABRASION RESISTANT THREE LAYER SOFTSHELL MATERIAL
- DWR WATER REPELLANT COATING ON EXTERIOR ALLOWS WATER TO BEAD OFF
- HIGHLY BREATHABLE AND FLEXIBLE CHASSIS MAKE IT THE PERFECT MID-LAYER FOR EXTREMELY COLD CONDITIONS
- JACKET HAS A SOFT FLEECE-LINED INTERIOR FOR EXTRA COMFORT
- SMOOTH INTERIOR ON PANT ALLOWS FOR MAXIMUM MOBILITY
- WATERPROOF YKK® ZIPPERS
- AVAILABLE IN SMALL THROUGH 3XL

JACKET \$85.00

SIZE	BLACK
SM	3120-1862
MD	3120-1863
LG	3120-1864
XL	3120-1865
2XL	3120-1866
3XL	3120-1867

PANT \$65.00

SIZE	WAIST	BLACK
SM	30	3130-1186
MD	32	3130-1187
LG	34	3130-1188
XL	36	3130-1189
2XL	38	3130-1190
3XL	40	3130-1191



SOFTSHELL JACKET



SOFTSHELL PANT





EVAPORATOR SHIRT



EVAPORATOR PANT



EVAPORATOR WICKING BASE LAYER

An effective layering system starts with a base layer which wicks moisture (sweat) away from your body. This base layer must be worn directly against the skin. Our Evaporator gear, made from a wicking quick-dry material, is the recommended base layer for the Arctiva layering system.

- LIGHT-WEIGHT, EXTREMELY BREATHABLE, POLYESTER
- QUICK DRYING FABRIC REMOVES MOISTURE AWAY FROM SKIN TO KEEP YOU DRY AND COMFORTABLE
- CREW NECK ON JERSEY, SOFT ELASTIC WAISTBAND ON PANT AND SIMPLE SLIM HEM DESIGN FOR COMFORT
- FLAT LOCK STITCHED SEAMS FOR ADDED SEAM STRENGTH AND COMFORT
- PERFORMANCE FIT

SHIRT \$20.00

SIZE	BLACK
SM	3150-0226
MD	3150-0227
LG	3150-0228
XL	3150-0229
2XL	3150-0230

PANT \$20.00

SIZE	BLACK
SM	3150-0231
MD	3150-0232
LG	3150-0233
XL	3150-0234
2XL	3150-0235



REGULATOR SHIRT



REGULATOR PANT



REGULATOR MID-WEIGHT JERSEY INSULATION

The second layer in the Arctiva system is the Regulator. Made from a unique blend of polyester/Spandex yarns resulting in an incredibly soft hand. When paired with the Evaporator base layer the combination is ideal for riding in moderate to cold temperatures.

- MID-WEIGHT, HIGHLY BREATHABLE, POLYESTER
- POLYESTER/SPANDEX BLENDED FABRIC REMOVES MOISTURE AWAY FROM SKIN TO KEEP YOU DRY AND COMFORTABLE
- 4-WAY STRETCH FABRIC FOR ULTIMATE COMFORT AND RANGE OF MOVEMENT
- CREW NECK AND SIMPLE SLIM SLEEVE HEM DESIGN FOR COMFORT
- FLAT LOCK STITCHED SEAMS FOR ADDED SEAM STRENGTH AND COMFORT
- PERFORMANCE FIT

SHIRT \$30.00

SIZE	BLACK
SM	3150-0216
MD	3150-0217
LG	3150-0218
XL	3150-0219
2XL	3150-0220

PANT \$30.00

SIZE	BLACK
SM	3150-0221
MD	3150-0222
LG	3150-0223
XL	3150-0224
2XL	3150-0225



INSULATOR SHIRT



INSULATOR PANT



INSULATOR MID-WEIGHT FLEECE INSULATION

For more extreme temperatures, the Arctiva Insulator series provides the additional warmth required. The Insulator gear is made of a blend of micro polyester fleece/Spandex and combined with Evaporator or Regulator layers, provides extra warmth in extremely cold environments.

- MID-WEIGHT, HIGHLY BREATHABLE, POLYESTER FLEECE
- QUICK DRYING AND MOISTURE WICKING REMOVES MOISTURE AWAY FROM SKIN TO KEEP YOU DRY AND COMFORTABLE
- SMOOTH FACE SIDE WITH PILLOWY HIGH LOFT GRID BACK-SIDE CREATES AIR CHANNELS FOR ADDED WARMTH AND BREATHABILITY
- HIGH COLLAR FOR ADDED WARMTH AND COMFORT LAYERING
- ONE CHEST POCKET, TWO HAND POCKETS
- SOFT ELASTIC WAISTBAND AND FLAT LOCK STITCHED SEAMS FOR ADDED SEAM STRENGTH AND COMFORT
- HEAVY-LAYER PERFORMANCE FIT

JACKET \$45.00

SIZE	BLACK
SM	3120-1419
MD	3120-1420
LG	3120-1421
XL	3120-1422
2XL	3120-1423

PANT \$35.00

SIZE	BLACK
SM	3150-0211
MD	3150-0212
LG	3150-0213
XL	3150-0214
2XL	3150-0215

MEN'S
INSULATED

MEN'S
NON-INSULATED

MEN'S GLOVES

BOOTS

WOMEN'S
INSULATED

WOMEN'S
GLOVES

LAYERING

BALACLAVAS

HELMETS

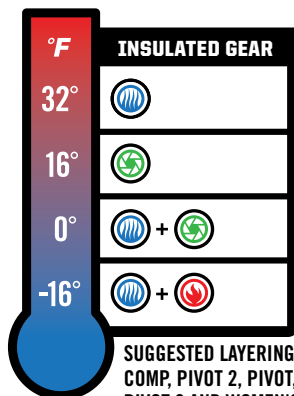
GOGGLES

ACCESSORIES
& CASUALS

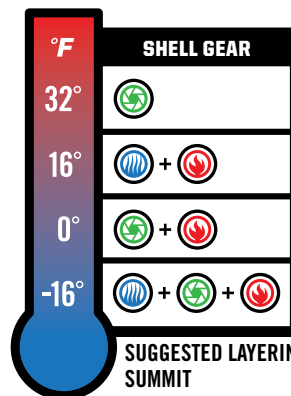
EVAPORATOR

REGULATOR

INSULATOR



SUGGESTED LAYERING FOR: MECHANIZED, COMP, PIVOT 2, PIVOT, WOMEN'S COMP, WOMEN'S PIVOT 2 AND WOMEN'S PIVOT



SUGGESTED LAYERING FOR: VIBE, SUMMIT

WOMEN'S LAYERING



REGULATOR MID-WEIGHT JERSEY INSULATION

Women's Regulator is the primary base layer for next to skin comfort, warmth, and moisture management. When temps are really low, combine with the mid-weight fleece women's Insulator jacket and pant for extra warmth and all day comfort.

- MID-WEIGHT, HIGHLY BREATHABLE, POLYESTER
- POLYESTER/SPANDEX BLENDED FABRIC REMOVES MOISTURE AWAY FROM SKIN TO KEEP YOU DRY AND COMFORTABLE
- 4-WAY STRETCH FABRIC FOR ULTIMATE COMFORT AND RANGE OF MOVEMENT
- CREW NECK AND SIMPLE SLIM SLEEVE HEM DESIGN FOR COMFORT
- FLAT LOCK STITCHED SEAMS FOR ADDED SEAM STRENGTH AND COMFORT
- PERFORMANCE FIT

SHIRT \$30.00

SIZE	BLACK
XS	3150-0236
SM	3150-0237
MD	3150-0238
LG	3150-0239
XL	3150-0240
2XL	3150-0241

PANT \$30.00

SIZE	BLACK
XS	3150-0242
SM	3150-0243
MD	3150-0244
LG	3150-0245
XL	3150-0246
2XL	3150-0247



REGULATOR SHIRT



REGULATOR PANT

INSULATOR MID-WEIGHT FLEECE INSULATION

For more extreme temperatures, the Arctiva Insulator series provides the additional warmth required. The Insulator gear is made of a blend of micro polyester fleece/spandex and combined with the Regulator layer, provides extra warmth in extremely cold environments.

- MID-WEIGHT, HIGHLY BREATHABLE, POLYESTER FLEECE
- QUICK DRYING AND MOISTURE WICKING REMOVES MOISTURE AWAY FROM SKIN TO KEEP YOU DRY AND COMFORTABLE
- SMOOTH FACE SIDE WITH HIGH LOFT GRID BACK-SIDE CREATES AIR CHANNELS FOR ADDED WARMTH AND BREATHABILITY
- HIGH COLLAR FOR ADDED WARMTH AND COMFORT LAYERING
- TWO HAND POCKETS IN JACKET
- SOFT ELASTIC WAISTBAND AND SIMPLE SLIM BOTTOM HEM DESIGN FOR COMFORT IN PANT
- PERFORMANCE FIT

SHIRT \$45.00

SIZE	BLACK
XS	3121-0675
SM	3121-0676
MD	3121-0677
LG	3121-0678
XL	3121-0679
2XL	3121-0680

PANT \$35.00

SIZE	BLACK
XS	3150-0249
SM	3150-0250
MD	3150-0251
LG	3150-0252
XL	3150-0253
2XL	3150-0254



INSULATOR SHIRT



INSULATOR PANT

LAYERING SOCKS



EVAPORATOR WICKING SOCK

A blend of synthetics is key to keeping feet dry, and warm. The light weight Evaporator sock wicks moisture (sweat) away from your body and is perfect for aggressive and active riders.

- ABOVE CALF MOISTURE ABSORBING MID WEIGHT SOCK FOR WARMER TEMPS AND THOSE WHO SWEAT A LOT
- CUFF AND ANKLE STRETCH BANDS TO HELP HOLD SOCK IN PLACE
- NYLON REINFORCED BOTTOM FOOT
- PADDED BOTTOM FOOT, TOES, AND SHIN FOR ADDED COMFORT IN SNOWMOBILE BOOT

EVAPORATOR SOCK \$16.00

SIZE	BLUE/BLACK
S/M	3431-0413
L/X	3431-0414



EVAPORATOR SOCK



INSULATOR HEAVY-WEIGHT SOCK

The Insulator sock provides extra warmth for extremely cold environments. Its special blend of synthetics keeps feet dry and warm on those long, cold trail-riding days.

- ABOVE CALF MOISTURE ABSORBING HEAVIER WEIGHT SOCK FOR COLDER TEMPS AND THOSE NEEDING MAXIMUM WARMTH
- CUFF AND ANKLE STRETCH BANDS TO HELP HOLD SOCK IN PLACE
- NYLON REINFORCED BOTTOM FOOT
- FULL HIGH LOFT TERRY KNIT CONSTRUCTION FOR MAXIMUM WARMTH AND ADDED COMFORT IN SNOWMOBILE BOOT

MEN'S INSULATOR SOCK \$22.00

SIZE	BLACK/RED
S/M	3431-0411
L/X	3431-0412

WOMEN'S INSULATOR SOCK \$22.00

SIZE	BLACK/PINK
S/M	3431-0408
L/X	3431-0409



MEN'S INSULATOR SOCK



WOMEN'S INSULATOR SOCK

MEN'S
INSULATED

MEN'S
NON-INSULATED

MEN'S GLOVES

BOOTS

WOMEN'S
INSULATED

WOMEN'S
GLOVES

LAYERING

BALACLAVAS

HELMETS

GOGGLES

ACCESSORIES
& CASUALS



WINDSHIELD® BALACLAVA W/DICKIE

- ULTIMATE COLD-WEATHER BLOCKING FABRIC
- WEATHER-PROOF FACE SHIELD
- SOFT, WICKING, POWER DRY™ FLEECE
- EXTENDED FLEECE SKIRT

WINDSHIELD® BALACLAVA W/DICKIE \$28.00

SIZE	BLACK/RED	
SM/MD	2503-0368	
LG/XL	2503-0369	



WINDSHIELD® PSP BALACLAVA W/DICKIE



WINDSHIELD® BALACLAVA

WINDSHIELD® BALACLAVA

- ULTIMATE COLD-WEATHER BLOCKING FABRIC
- WEATHER-PROOF FACE SHIELD
- SOFT, WICKING, POWER DRY™ FLEECE
- COMFORTABLE 4-WAY STRETCH FLEECE

WINDSHIELD® BALACLAVA \$26.00

SIZE	BLACK	BLACK/RED
SM/MD	2503-0370	2503-0372
LG/XL	2503-0371	2503-0373

PRO STRETCH BALACLAVA

- 4-WAY STRETCH MEDIUM-WEIGHT FLEECE FACE SHIELD
- COMFORTABLE CONTOURED FIT
- WARM, INSULATING, LIGHT WEIGHT, BREATHABLE

PRO STRETCH BALACLAVA \$24.00

SIZE	BLACK/GREEN	
SM/MD	2503-0377	
LG/XL	2503-0378	



PRO STRETCH PLUS BALACLAVA



FLEECE BALACLAVA

FLEECE BALACLAVA

- WARM, INSULATING, MEDIUM-WEIGHT, FLEECE
- COMFORTABLE 4-WAY STRETCH CONTOUR FIT
- PERFECT FOR ALL COLD WEATHER ACTIVITIES

FLEECE BALACLAVA \$18.00

SIZE	BLACK	BLACK/GREEN
SM/MD	2503-0361	2503-0363
LG/XL	2503-0362	2503-0364

DRI-RELEASE LINER GUARD

- THIN MOISTURE WICKING STRETCH FABRIC
- THICKER STRETCH FLEECE FABRIC
- FITS COMFORTABLY UNDER HELMET

DRI-RELEASE LINER GUARD \$24.00

SIZE	BLACK	BLACK/BLUE
ADULT	2503-0374	2503-0375



DRI-RELEASE LINER GUARD



POLYESTER BALACLAVA

LIGHT BALACLAVA

- ULTRA-LIGHT SUPER BREATHABLE STRETCH FABRIC
- COMFORTABLE CONTOUR FIT
- FITS COMFORTABLY UNDER HELMET

POLYESTER BALACLAVA \$18.00

SIZE	BLACK	BLACK/BLUE
ONE SIZE	2503-0366	2503-0367



BALACLAVA ULTRA LIGHT 12PK

BALACLAVA ULTRA LIGHT 12PK

- ULTRA-LIGHT, SUPER-BREATHABLE STRETCH FABRIC
- COMFORTABLE CONTOUR FIT
- FITS COMFORTABLY UNDER HELMET
- SOLD IN 12-PK.

BALACLAVA ULTRA LIGHT 12PK \$9.95 ea.**12 PACK** 2503-0379

FOG EVADER

FOG EVADER

- KEEPS YOUR FACE AND NECK WARM AND ELIMINATES FOGGING
- FLEECE-LINED NEOPRENE KEEPS CONDENSATION AWAY
- BREATH DEFLECTOR KEEPS GOGGLES AND FACE SHIELD FOG FREE
- ONE SIZE FITS MOST

FOG EVADER \$39.95**SIZE** BLACK
ONE SIZE 2502-0214**NECK WARMER**

- WARM, INSULATING, MEDIUM-WEIGHT FLEECE
- COMFORTABLE 4-WAY STRETCH
- PERFECT FOR ALL COLD WEATHER ACTIVITIES

NECK WARMER \$15.00**SIZE** BLACK
ONE SIZE 2502-0201

NECK WARMER

DRI-RELEASE GLOVE LINERS

- EXTREMELY WARM, ULTRALIGHT FABRIC
- SNUG-FITTING LAYER NEXT TO THE SKIN
- IDEAL GLOVE OR MITT LINER

DRI-RELEASE GLOVE LINERS \$16.00**SIZE** BLACK
SM/MD 3340-0306
LG/XL 3340-0307

DRI-RELEASE GLOVE LINERS

YOUTH**YOUTH LIGHT BALACLAVA**

- ULTRA-LIGHT SUPER BREATHABLE STRETCH FABRIC
- COMFORTABLE CONTOUR FIT
- FITS COMFORTABLY UNDER HELMET

YOUTH POLYESTER BALACLAVA \$18.00**SIZE** BLACK
YOUTH 2503-0366

YOUTH POLYESTER BALACLAVA

YOUTH FLEECE BALACLAVA

- WARM, INSULATING, MEDIUM-WEIGHT, FLEECE
- COMFORTABLE 4-WAY STRETCH CONTOUR FIT
- PERFECT FOR ALL COLD WEATHER ACTIVITIES

YOUTH FLEECE BALACLAVA \$18.00**SIZE** BLACK
YOUTH 2503-0365

YOUTH FLEECE BALACLAVA

YOUTH DRI-RELEASE LINER GUARD

- THIN MOISTURE WICKING STRETCH FABRIC
- THICKER STRETCH FLEECE FABRIC
- FITS COMFORTABLY UNDER HELMET

YOUTH DRI-RELEASE LINER GUARD \$24.00**SIZE** BLACK
YOUTH 2503-0376

YOUTH DRI-RELEASE LINER GUARD

YOUTH DRI-RELEASE GLOVE LINERS

- EXTREMELY WARM, ULTRALIGHT FABRIC
- SNUG-FITTING LAYER NEXT TO THE SKIN
- IDEAL GLOVE OR MITT LINER

YOUTH DRI-RELEASE GLOVE LINERS \$16.00**SIZE** BLACK
YOUTH 3340-0305

YOUTH DRI-RELEASE GLOVE LINERS

MEN'S
INSULATEDMEN'S
NON-INSULATED

MEN'S GLOVES

BOOTS

WOMEN'S
INSULATEDWOMEN'S
GLOVES

LAYERING

BALACLAVAS

HELMETS

GOGGLES

ACCESSORIES
& CASUALS

RANGE SNOW ELECTRIC HELMET



RANGE SNOW ELECTRIC HELMET

- INJECTION ABS SHELL
- INCLUDES STANDARD SHIELD AND DUAL PANE ANTI-FOG ELECTRIC SHIELD
- VERSATILE DESIGN CAN BE USED WITH OR WITHOUT FACE SHIELD (HARDWARE FOR CONVERSION IS INCLUDED)
- FULLY REMOVABLE POLYESTER MOISTURE WICKING LINER AND CHEEK PADS
- REMOVABLE BREATH BOX, CHIN CURTAIN AND VENT PLUG KIT INCLUDED
- DOT AND ECE 22.05 APPROVED

RANGE SNOW HELMET SIZING CHART						
SHELL SIZE	XS	S	M	L	XL	2X
HAT SIZE	6 5/8 - 6 3/4	6 5/8 - 7	7 1/8 - 7 1/2	7 1/2 - 7 3/4	7 3/4 - 8	8 - 8 1/2
INCHES	20 1/2 - 21 1/4	21 1/2 - 22	22 1/2 - 23 1/4	23 1/2 - 24 1/4	24 1/2 - 25 1/4	25 1/2 - 26 1/4
CENTIMETERS	53 - 54	55 - 56	57 - 58	59 - 60	61 - 62	63 - 64

RANGE SNOW ELECTRIC \$199.95

SIZE	FLAT BLACK	BLACK
XS	0121-1147	0121-1148
SM	0121-1133	0121-1138
MD	0121-1134	0121-1139
LG	0121-1135	0121-1140
XL	0121-1136	0121-1141
2XL	0121-1137	0121-1142



BLACK



RANGE SNOW HELMET PARTS

BREATHBOX	0134-2379	\$9.95
DUAL SHIELD CLEAR	0130-0795	\$34.95
ELECTRIC SHIELD CLEAR	0130-0796	\$89.95
POWER CORD	0133-0997	\$17.95

SEE PAGE 79 FOR
ADDITIONAL ACCESSORIES



FLAT BLACK

RANGE SNOW *HELMET*



RANGE SNOW HELMET

- INJECTION ABS SHELL
- INCLUDES STANDARD SHIELD AND DUAL PANE ANTI-FOG SHIELD
- VERSATILE DESIGN CAN BE USED WITH OR WITHOUT FACE SHIELD (HARDWARE FOR CONVERSION IS INCLUDED)
- FULLY REMOVABLE POLYESTER MOISTURE WICKING LINER AND CHEEK PADS
- REMOVABLE BREATH BOX, CHIN CURTAIN AND VENT PLUG KIT INCLUDED
- DOT AND ECE 22.05 APPROVED

RANGE SNOW **\$159.95**

SIZE	ORANGE	HI-VIZ YELLOW	FLAT BLACK	BLACK
XS	0121-1145	0121-1146	0121-1143	0121-1144
SM	0121-1123	0121-1128	0121-1113	0121-1118
MD	0121-1124	0121-1129	0121-1114	0121-1119
LG	0121-1125	0121-1130	0121-1115	0121-1120
XL	0121-1126	0121-1131	0121-1116	0121-1121
2XL	0121-1127	0121-1132	0121-1117	0121-1122



BLACK



ORANGE



HI-VIZ YELLOW



FLAT BLACK

MEN'S
INSULATEDMEN'S
NON-INSULATED

MEN'S GLOVES

BOOTS

WOMEN'S
INSULATEDWOMEN'S
GLOVES

LAYERING

BALACLAVAS

HELMETS

GOGGLES

ACCESSORIES
& CASUALS

SOLARIS MODULAR SNOW ELECTRIC HELMET



SOLARIS MODULAR SNOW ELECTRIC HELMET

- INJECTION MOLDED POLYCARBONATE SHELL
- INCLUDES STANDARD SHIELD AND DUAL PANE ANTI-FOG ELECTRIC SHIELD
- CLOSABLE CHIN AND TOP VENTS AND REAR EXHAUST VENT ALLOW INCREASED AIR FLOW
- DROP-DOWN SUN VISOR – RIGID, EASY TO OPERATE SIDE OF HELMET LEVER
- FULLY REMOVABLE POLYESTER MOISTURE WICKING LINER AND CHEEK PADS
- REMOVABLE BREATH BOX AND CHIN CURTAIN INCLUDED
- DOT AND ECE APPROVED

SOLARIS MODULAR HELMET SIZING CHART						
SHELL SIZE	XS	S	M	L	XL	2X
HAT SIZE	6 ⅝ - 6 ¾	6 ⅞ - 7	7 ⅝ - 7 ⅞	7 ⅞ - 7 ⅞	7 ⅞ - 7 ¾	7 ⅞ - 8
INCHES	20 ⅞ - 21 ¼	21 ⅞ - 22	22 ⅞ - 22 ¾	23 ⅞ - 23 ½	24 - 24 ⅞	24 ⅞ - 25 ⅞
CENTIMETERS	53 - 54	55 - 56	57 - 58	59 - 60	61 - 62	63 - 64

SOLARIS MODULAR SNOW ELECTRIC DARK SILVER \$199.95

XS	S	M	L	XL	2XL
0120-0531	0120-0532	0120-0533	0120-0534	0120-0535	0120-0536

SOLARIS MODULAR SNOW ELECTRIC FLAT BLACK \$199.95

XS	S	M	L	XL	2XL
0120-0447	0120-0448	0120-0449	0120-0450	0120-0451	0120-0452

SOLARIS MODULAR SNOW ELECTRIC GLOSS BLACK \$199.95

XS	S	M	L	XL	2XL
0120-0385	0120-0386	0120-0397	0120-0388	0120-0389	0120-0390



SOLARIS MODULAR ELECTRIC SNOW HELMET PARTS

DUAL PANE CLEAR SHIELD	0130-0663	\$29.95
ELECTRIC CLEAR SHIELD	0130-0664	\$89.95
SOLARIS POWER CORD	0133-0997	\$17.95
SOLARIS BREATH BOX	0134-2519	\$19.95

SEE PAGE 79 FOR
ADDITIONAL ACCESSORIES



DARK SILVER



FLAT BLACK



GLOSS BLACK

SOLARIS MODULAR SNOW HELMET



SOLARIS MODULAR SNOW HELMET

- INJECTION MOLDED POLYCARBONATE SHELL
- INCLUDES STANDARD SHIELD AND DUAL PANE ANTI-FOG SHIELD
- CLOSABLE CHIN AND TOP VENTS AND REAR EXHAUST VENT ALLOW INCREASED AIR FLOW
- DROP-DOWN SUN VISOR – RIGID, EASY TO OPERATE SIDE OF HELMET LEVER
- FULLY REMOVABLE POLYESTER MOISTURE WICKING LINER AND CHEEK PADS
- REMOVABLE BREATH BOX AND CHIN CURTAIN INCLUDED
- DOT AND ECE APPROVED

SOLARIS MODULAR SNOW DARK SILVER \$159.95

XS	S	M	L	XL	2XL
0120-0525	0120-0526	0120-0527	0120-0528	0120-0529	0120-0530

SOLARIS MODULAR SNOW FLAT BLACK \$159.95

XS	S	M	L	XL	2XL
0120-0379	0120-0380	0120-0381	0120-0382	0120-0383	0120-0384

SOLARIS MODULAR SNOW GLOSS BLACK \$159.95

XS	S	M	L	XL	2XL
0120-0373	0120-0374	0120-0375	0120-0376	0120-0377	0120-0378



DARK SILVER



FLAT BLACK



GLOSS BLACK

MEN'S
INSULATEDMEN'S
NON-INSULATED

MEN'S GLOVES

BOOTS

WOMEN'S
INSULATEDWOMEN'S
GLOVES

LAYERING

BALACLAVAS

HELMETS

GOGGLES

ACCESSORIES
& CASUALS

WARRANT SNOW ELECTRIC HELMET



NEW!

WARRANT SNOW ELECTRIC HELMET

- INJECTION MOLDED POLYCARBONATE SHELL
- HEATED DUAL-PANE ELECTRIC AND STANDARD SINGLE PANE SHIELD INCLUDED
- EASY TO OPERATE DROP-DOWN SUN VISOR
- FULLY REMOVABLE, POLYESTER MOISTURE WICKING LINER AND CHEEK PADS
- REMOVABLE BREATH BOX AND CHIN CURTAIN INCLUDED
- DOT AND ECE 22.05 APPROVED

WARRANT SNOW HELMET SIZING CHART						
SHELL SIZE	XS	S	M	L	XL	2X
HAT SIZE	6 ⁵ / ₈ - 6 ³ / ₄	6 ³ / ₄ - 7	7 ¹ / ₈ - 7 ¹ / ₂	7 ¹ / ₂ - 7 ³ / ₄	7 ³ / ₄ - 8	8 - 8 ¹ / ₂
INCHES	20 ¹ / ₂ - 21 ¹ / ₄	21 ¹ / ₄ - 22	22 ¹ / ₄ - 22 ¹ / ₂	22 ¹ / ₂ - 23 ¹ / ₄	23 ¹ / ₄ - 24	24 - 25 ¹ / ₂
CENTIMETERS	53 - 54	55 - 56	57 - 58	59 - 60	61 - 62	63 - 64

WARRANT SNOW ELECTRIC GLOSS BLACK \$149.95

XS	S	M	L	XL	2X
0121-1299	0121-1293	0121-1294	0121-1295	0121-1296	0121-1297

WARRANT SNOW ELECTRIC FLAT BLACK \$149.95

XS	S	M	L	XL	2X
0121-1298	0121-1288	0121-1289	0121-1290	0121-1291	0121-1292



GLOSS BLACK



FLAT BLACK



WARRANT SNOW HELMET PARTS

BREATHBOX	0134-2379	\$9.95
DUAL SHIELD CLEAR	0130-0795	\$34.95
ELECTRIC SHIELD CLEAR	0130-0796	\$89.95
POWER CORD	0133-0997	\$17.95

SEE PAGE 79 FOR
ADDITIONAL ACCESSORIES

STRIKE YOUTH SNOW HELMET



STRIKE YOUTH SNOW HELMET

- ADVANCED ABS/POLYCARBONATE ALLOY SHELL MEETS DOT STANDARDS
- ALSO AVAILABLE AS A FOG-FREE, DOUBLE LENS SNOW SHIELD MODEL
- CHIN VENTS HELP PREVENT SHIELD FROM FOGGING
- VENTING SYSTEM HAS TWO CLOSABLE FOREHEAD INTAKES AND REAR EXHAUST PORTS
- COMFORTABLE NECK ROLL PADDING REDUCES WIND NOISE
- UV RESISTANT CLEAR COAT FINISH HELPS PROTECT PAINT

STRIKE YOUTH SNOW HELMET SIZING CHART		
SHELL SIZE	S/M	L/XL
HAT SIZE	6 - 6 ¼	6 ½ - 6 ¾
INCHES	18 ¾ - 19 ¾	19 ¾ - 20 ¾
CENTIMETERS	49 - 50	50 - 51



BREATHGUARD

STRIKE YOUTH SNOW \$84.95

S/M	L/XL
0122-0040	0122-0041

STRIKE YOUTH SNOW ACCESSORIES

YOUTH CLEAR SHIELD	0130-0164	\$29.95
YOUTH BREATH BOX	0133-0243	\$8.95



CONTOURED FOR A CHILD'S HEAD

Lightweight, compact shell for optimal fit and comfort

MEN'S
INSULATED

MEN'S
NON-INSULATED

MEN'S GLOVES

BOOTS

WOMEN'S
INSULATED

WOMEN'S
GLOVES

LAYERING

BALACLAVAS

HELMETS

GOGGLES

ACCESSORIES
& CASUALS

ARCTIVA RISE SNOW CAMO HELMET

arctiva

NEW!

RISE SNOW CAMO & CAMBIO HELMET

- INJECTION MOLDED POLYCARBONATE SHELL
- DUAL FOREHEAD, CHIN AND REAR EXHAUST VENTS INCREASE AIRFLOW
- FULL REMOVABLE POLYESTER MOISTURE WICKING LINER AND CHEEK PADS
- OPEN FLOW MOUTH GUARD WITH ALUMINUM MESH
- BREATHBOX, CHIN CURTAIN AND VENT PLUG KIT INCLUDED
- DOT AND ECE APPROVED

ARCTIVA RISE SNOW CAMO & CAMBIO HELMET SIZING CHART						
SHELL SIZE	XS	S	M	L	XL	2X
HAT SIZE	6 7/8 - 6 3/4	6 7/8 - 7	7 1/8 - 7 1/4	7 1/8 - 7 1/2	7 1/8 - 7 3/4	7 1/8 - 8
INCHES	20 7/8 - 21 1/4	21 1/8 - 22	22 1/8 - 22 3/4	23 1/8 - 23 1/2	24 - 24 3/4	24 1/2 - 25 1/8
CENTIMETERS	53 - 54	55 - 56	57 - 58	59 - 60	61 - 62	63 - 64

NEW!

RISE HELMET SIZES SM-2X **\$119.95**

RISE HELMET SIZES 3X-4X **\$129.95**

SIZE	SNOW CAMO	BLK/RED	BLK/HI-VIZ	BLK/BLU	BLK/ORG
SM	0120-0589	0120-0596	0120-0601	0120-0608	0120-0613
MD	0120-0590	0120-0597	0120-0602	0120-0609	0120-0614
LG	0120-0591	0120-0598	0120-0603	0120-0610	0120-0615
XL	0120-0592	0120-0599	0120-0604	0120-0611	0120-0616
2X	0120-0593	0120-0600	0120-0605	0120-0612	0120-0617
3X	0120-0594	-	0120-0606	-	-
4X	0120-0595	-	0120-0607	-	-

SEE PAGE 79 FOR
ADDITIONAL ACCESSORIES

FOR GOGGLES, SEE PAGE 78



SNOW CAMO



CHIN CURTAIN



FOR REPLACEMENT BREATH BOX AND VENT PLUGS, SEE PAGE 79

ARCTIVA RISE CAMBIO HELMET

NEW!



BLACK/RED



BLACK/HI-VIZ



BLACK/ORANGE



BLACK/BLUE

MEN'S
INSULATED

MEN'S
NON-INSULATED

MEN'S GLOVES

BOOTS

WOMEN'S
INSULATED

WOMEN'S
GLOVES

LAYERING

BALACLAVAS

HELMETS

GOGGLES

ACCESSORIES
& CASUALS

ARCTIVA RISE SUMMIT HELMET

ARCTIVA

RISE SUMMIT HELMET

- INJECTION MOLDED POLYCARBONATE SHELL
- MIPS BRAIN PROTECTION SYSTEM BUILT IN
- DUAL FOREHEAD, CHIN AND REAR EXHAUST VENTS INCREASE AIRFLOW
- FULL REMOVABLE POLYESTER MOISTURE WICKING LINER AND CHEEK PADS
- OPEN FLOW MOUTH GUARD WITH ALUMINUM MESH
- BREATHBOX, CHIN CURTAIN AND VENT PLUG KIT INCLUDED
- DOT AND ECE APPROVED

ARCTIVA RISE SUMMIT HELMET SIZING CHART						
SHELL SIZE	XS	S	M	L	XL	2X
HAT SIZE	6 ⅝ - 6 ¾	6 ¾ - 7	7 ⅝ - 7 ¾	7 ¾ - 7 ⅞	7 ⅞ - 7 ¾	7 ¾ - 8
INCHES	20 ⅞ - 21 ¼	21 ⅞ - 22	22 ⅞ - 22 ¾	23 ⅞ - 23 ⅞	24 - 24 ⅞	24 ⅞ - 25 ⅞
CENTIMETERS	53 - 54	55 - 56	57 - 58	59 - 60	61 - 62	63 - 64



RISE SUMMIT \$149.95

SIZE	BLK/ORG	BLK/HI-VIZ	STEALTH	BLK/RED/HI-VIZ
XS	0121-1083	0121-1089	0121-1095	0121-1101
SM	0121-1084	0121-1090	0121-1096	0121-1102
MD	0121-1085	0121-1091	0121-1097	0121-1103
LG	0121-1086	0121-1092	0121-1098	0121-1104
XL	0121-1087	0121-1093	0121-1099	0121-1105
2XL	0121-1088	0121-1094	0121-1100	0121-1106

SEE PAGE 79 FOR
ADDITIONAL ACCESSORIES

FOR GOGGLES, SEE PAGE 78



STEALTH (MATTE FINISH)



CHIN CURTAIN



FOR REPLACEMENT BREATH BOX AND VENT PLUGS, SEE PAGE 79





BLACK/ORANGE

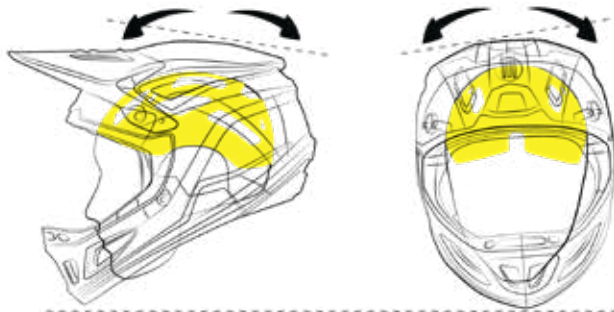


BLACK/HI-VIZ



BLACK/RED/HI-VIZ

MIPS® **NEW MIPS TECHNOLOGY!**



HOW MIPS WORKS

In a helmet with MIPS Brain Protection System (BPS) the shell and the liner are separated by a Low Friction Layer. When a helmet with MIPS Brain Protection System is subjected to an angled impact, the low friction layer allows the helmet to slide relative to the head. The MIPS BPS is designed to add protection in helmets against the rotational motion. The rotational motion is a combination of rotational energy (angular velocity) and rotational forces (from angular acceleration) that both affects the brain and increases the risk for minor and severe brain injuries. MIPS BPS has been scientifically proven to reduce rotational motion when implemented in a helmet by absorbing and redirecting rotational energies and forces transferred to the brain.

MEN'S
INSULATEDMEN'S
NON-INSULATED

MEN'S GLOVES

BOOTS

WOMEN'S
INSULATEDWOMEN'S
GLOVES

LAYERING

BALACLAVAS

HELMETS

GOGGLES

ACCESSORIES
& CASUALS



BLACK/ORANGE/WHITE

VIBE GOGGLES

- DUAL PANE ANTI-FOG LENS
- TRI-DENSITY FOAM MOLDS TO YOUR FACE
- VENTED FOR INCREASED AIR-FLOW
- ADJUSTABLE STRAP WITH SILICONE GRIP
- HYDROGRAPHIC FRAME FINISH
- INCLUDES REMOVABLE NOSE GUARD

VIBE GOGGLE-ADULT **\$69.95**

DESCRIPTION	ONE SIZE
BLACK/ORANGE/WHITE	2601-2350
BLACK/BLUE/RED	2601-2351
BLACK/HI-VIZ	2601-2353
BLACK/PINK	2601-2355
BLACK/WHITE	2601-2356

REPLACEMENT PARTS

DESCRIPTION	ONE SIZE	PRICE
CLEAR LENS	2602-0759	\$17.95
YELLOW LENS	2602-0760	\$17.95
SMOKE LENS	2602-0761	\$17.95
RED MIRROR LENS	2602-0763	\$24.95
BLUE MIRROR LENS	2602-0764	\$24.95
SILVER MIRROR LENS	2602-0765	\$24.95
NOSE GUARD	2602-0766	\$3.95



BLACK/BLUE/RED



BLACK/HI-VIZ



BLACK/PINK



BLACK/WHITE

SOLARIS MODULAR SNOW



DUAL CLEAR SHIELD
0130-0663 **\$29.95**



ELECTRIC SHIELD W/ CORD
0130-0664 **\$89.95**



MAGNETIC BREATH BOX
0134-2519 **\$19.95**



POWER CORD
0133-0997 **\$17.95**

STRIKE OPS SNOW



DUAL CLEAR SHIELD
0130-0682 **\$34.95**



ELECTRIC SHIELD W/ CORD
0130-0683 **\$69.95**



BREATH BOX
0134-2537 **\$12.95**



POWER CORD
0133-0997 **\$17.95**

RANGE SNOW



DUAL CLEAR SHIELD
0130-0795 **\$34.95**



ELECTRIC SHIELD W/ CORD
0130-0796 **\$89.95**



BREATH BOX
0134-2379 **\$9.95**



VENT PLUG KIT
0133-1076 **\$4.95**



POWER CORD
0133-0997 **\$17.95**

RISE OFFROAD



BREATH BOX
0134-2556 **\$8.95**



VENT PLUG KIT
0133-0991 **\$4.95**



CHIN CURTAIN
0134-2277 **\$4.95**

HANDLEBAR GAUNTLETS

- WINDPROOF AND WATER-RESISTANT CHASSIS, WITH INSULATION, BLOCKS OUT SNOW, WIND, COLD TO HELP KEEP HANDS WARM, DRY, AND COMFORTABLE
- DESIGNED FOR USE ON SNOWBIKE OR SNOWMOBILE
- STRUCTURED TO ALLOW ROOM FOR CONTROLS
- INSTALLS QUICKLY AND EASILY WITH HOOK AND LOOP FASTENER STRAPS TO SEAL AROUND HANDLEBARS
- DESIGNED TO BE USED WITH OR WITHOUT HANDGUARDS (ARCTIVA HANDGUARD, MOOSE RACING REBOUND, ROOST, AND QUALIFIER HANDGUARDS)
- FITS MOST SNOWMOBILES, SNOWBIKES, MOTORCYCLES AND ATVS
- SOLD IN PAIRS

HANDLEBAR GAUNTLET \$26.95

BLACK 0635-1488



GAUNTLET





HANDGUARDS

HANDGUARDS

- WIND AND BRANCH DEFLECTOR
- STRONG INDEPENDENT HANDGUARD SYSTEM
- DESIGNED TO BE USED WITH OR WITHOUT ARCTIVA HANDLEBAR GAUNTLETS
- UNDER OR OVER BARS MOUNTING FOR EASY INSTALLATION AND CLEAN HAND CONTROL AREA
- INCLUDES SHIELDS, MOUNTS, AND HARDWARE
- SOLD IN PAIRS, MADE IN USA

HANDGUARDS \$79.95

BLACK 0635-1480



TECHNICAL HYDRATION BACKPACK

TECHNICAL HYDRATION BACKPACK

- PERFECTLY SIZED FOR TRAIL RIDING OR BACKCOUNTRY RIDING
- LARGE MAIN COMPARTMENT AND TWO SMALLER OUTER POCKETS DESIGN FOR QUICK EASY ACCESS
- EXTERNAL SHOVEL AND PROBE HOLDER
- TWO HYDRATION HOSE EXIT PORTS
- ADJUSTABLE STERNUM STRAP HELPS HOLD SHOULDER STRAPS IN PLACE
- LOW PROFILE WAIST STRAP
- 3L HYDRATION RESERVOIR INCLUDED
- YKK® ZIPPERS
- SIZE: 16CM L X 28CM W X 46CM H
- 100% POLYESTER, EXCLUSIVE OF DECORATIONS

HYDRATION BAG \$90.00

BLACK 3519-0047



GEAR BAG

GEAR BAG

- PERFECTLY SIZED FOR WEEKEND EXPEDITIONS OR SEASONAL STORAGE OF GEAR
- MAIN COMPARTMENT OPENS FULLY WITH DUAL DIRECTION ZIPPER FOBS TO MAKE STOWING CARGO EASY
- EXTERNAL POCKETS EXPAND STORAGE CAPACITY WHILE PERMITTING QUICK ACCESS TO GLOVES AND OTHER SMALL ITEMS
- STURDY NYLON CARRY HANDLES AND SHOULDER STRAP MAKE TOTTING SIMPLE
- YKK® ZIPPERS
- SIZE: 70CM L X 40CM W X 40CM H
- 90% POLYESTER, 10% PU, EXCLUSIVE OF DECORATIONS

GEAR BAG \$90.00

BLACK 3512-0207



EXPLORER HOODY

EXPLORER HOODY

EXPLORER HOODY **\$49.95**

SIZE	MD	LG	XL	2XL
BLACK	3050-4940	3050-4941	3050-4942	3050-4943



SNOWBOUND WOMEN'S HOODY

SNOWBOUND WOMEN'S HOODY

SNOWBOUND WOMEN'S HOODY **\$49.95**

SIZE	SM	MD	LG	XL	2XL
GRAY	3051-1098	3051-1099	3051-1100	3051-1101	3051-1102



SNOW CAMO MEN'S WICKING TEE

SNOW CAMO WICKING TEE

SNOW CAMO WICKING TEE **\$24.95**

SIZE	MD	LG	XL	2XL
BLACK	3030-17983	3030-17984	3030-17985	3030-17986



MOONRISE TEE

MOONRISE TEE

MOONRISE TEE **\$21.95**

SIZE	MD	LG	XL	2XL
BLACK	3030-17987	3030-17988	3030-17989	3030-17990



SNOWBOUND MEN'S LONG-SLEEVE WICKING TEE

SNOWBOUND LONG-SLEEVE WICKING TEE

ADVENTURE LONG-SLEEVE WICKING TEE **\$27.95**

SIZE	MD	LG	XL	2XL
BLACK	3030-17991	3030-17992	3030-17993	3030-17994



SOFTSHELL JACKET & PANT

JACKET \$85.00

SIZE	BLACK
SM	3120-1862
MD	3120-1863
LG	3120-1864
XL	3120-1865
2XL	3120-1866
3XL	3120-1867

PANT \$65.00

SIZE	BLACK
SM	3130-1186
MD	3130-1187
LG	3130-1188
XL	3130-1189
2XL	3130-1190
3XL	3130-1191

SEE PAGE 62 FOR DETAILS



SOFTSHELL JACKET



SOFTSHELL PANT

MECH MID-LAYER VEST & JACKET

MID-LAYER VEST \$75.00
MID-LAYER JACKET \$95.00

NEW!

SIZE	VEST	JACKET
SM	2830-0528	3120-1876
MD	2830-0529	3120-1877
LG	2830-0530	3120-1878
XL	2830-0531	3120-1879
2XL	2830-0532	3120-1880
3XL	2830-0533	3120-1881

SEE PAGE 62 FOR DETAILS



WHITE BEANIE

BLACK BEANIE

ARCTIVA BEANIE

BEANIE \$20.00

SIZE	ONE SIZE
WHITE	2501-2878
BLACK	2501-2879



ARCTIVA RAGGED HAT

ARCTIVA RAGGED HAT

ARCTIVA HAT \$19.95

SIZE	ONE SIZE
BLACK	2501-3122



ARCTIVA HAT

ARCTIVA HAT

ARCTIVA HAT \$19.95

SIZE	ONE SIZE
BLACK	2501-2469

MEN'S
INSULATED

MEN'S
NON-INSULATED

MEN'S GLOVES

BOOTS

WOMEN'S
INSULATED

WOMEN'S
GLOVES

LAYERING

BALACLAVAS

HELMETS

GOGGLES

ACCESSORIES
& CASUALS



arctica

3501 KENNEDY RD.
JANESVILLE, WI 53545

ARCTICA.COM

PARTS UNLIMITED **PARTS CANADA** **PARTS EUROPE**

MOOSE RACING IS A REGISTERED TRADEMARK. ALL RIGHTS RESERVED. COPYRIGHT © 2020 LEMMINGS CORPORATION. PRICES AND SPECIFICATIONS SUBJECT TO CHANGE WITHOUT NOTICE. REPRODUCTION OF THIS CATALOG WITHOUT WRITTEN PERMISSION IS PROHIBITED. PRINTED IN THE USA.



9901-2764